



## Expertise in surgical neuro-oncology. Results of a survey by the EANS neuro-oncology section

K. Gousias<sup>a,b,c,\*</sup>, A. Hoyer<sup>d</sup>, L.A. Mazurczyk<sup>b</sup>, J. Bartek Jr.<sup>e</sup>, M. Bruneau<sup>f</sup>, E. Celtikci<sup>g</sup>, N. Foroglou<sup>h</sup>, C. Freyschlag<sup>i</sup>, R. Grossman<sup>j</sup>, C. Jungk<sup>k</sup>, P. Metellus<sup>l</sup>, D. Netuka<sup>m</sup>, R. Rola<sup>n</sup>, P. Schucht<sup>o</sup>, C. Senft<sup>p</sup>, F. Signorelli<sup>q</sup>, A.J.P.E. Vincent<sup>r</sup>, M. Simon<sup>s</sup>, for the EANS Surgical Neuro-oncology Expertise Survey working group

<sup>a</sup> Department of Neurosurgery, Athens Medical Center, Athens, Greece

<sup>b</sup> University of Nicosia Medical School, Nicosia, Cyprus

<sup>c</sup> University of Münster Medical School, Germany

<sup>d</sup> Biostatistics and Medical Biometry, Medical School OWL, Bielefeld University, Bielefeld, Germany

<sup>e</sup> Department of Neurosurgery, Karolinska University Hospital, Stockholm, Sweden

<sup>f</sup> Department of Neurosurgery, Universitair Ziekenhuis Brussel (UZ Brussel), Vrije Universiteit Brussel (VUB), Brussels, Belgium

<sup>g</sup> Department of Neurosurgery, Gazi University Faculty of Medicine, Ankara, Turkey

<sup>h</sup> Department of Neurosurgery, AHEPA University Hospital, Aristotle University, Thessaloniki, Greece

<sup>i</sup> Universitätsklinik für Neurochirurgie, Medizinische Universität Innsbruck, Innsbruck, Austria

<sup>j</sup> Department of Neurosurgery, Brain tumor center, Rambam Health Care Campus, Rappaport Faculty of Medicine, Haifa, Israel

<sup>k</sup> Department of Neurosurgery, University Hospital Heidelberg, Heidelberg, Germany

<sup>l</sup> Department of Neurosurgery, Clairval Private Hospital, Marseille, France

<sup>m</sup> Department of Neurosurgery, Central Military Hospital Prague, Prague, Czech Republic

<sup>n</sup> Department of Neurosurgery and Paediatric Neurosurgery, Medical University of Lublin, Lublin, Poland

<sup>o</sup> Department of Neurosurgery, University Hospital of Bern, Bern, Switzerland

<sup>p</sup> Department of Neurosurgery, Jena University Hospital, Jena, Germany

<sup>q</sup> Department of Neurosurgery, Azienda Ospedaliero-Universitaria Consorziale Policlinico, University "Aldo Moro" of Bari, Bari, Italy

<sup>r</sup> Department of Neurosurgery, ErasmusMC /Brain Tumor Center, Rotterdam, the Netherlands

<sup>s</sup> Department of Neurosurgery, Bethel Clinic, University of Bielefeld Medical School OWL, Bielefeld, Germany

### ARTICLE INFO

Handling Editor: W Peul

Keywords:

Expertise

Surgical neuro-oncology

EANS

CNS tumors

### ABSTRACT

**Introduction:** Technical advances and the increasing role of interdisciplinary decision-making may warrant formal definitions of expertise in surgical neuro-oncology.

**Research question:** The EANS Neuro-oncology Section felt that a survey detailing the European neurosurgical perspective on the concept of expertise in surgical neuro-oncology might be helpful.

**Material and methods:** The EANS Neuro-oncology Section panel developed an online survey asking questions regarding criteria for expertise in neuro-oncological surgery and sent it to all individual EANS members.

**Results:** Our questionnaire was completed by 251 respondents (consultants: 80.1%) from 42 countries. 67.7% would accept a lifetime caseload of >200 cases and 86.7% an annual caseload of >50 as evidence of neuro-oncological surgical expertise. A majority felt that surgeons who do not treat children (56.2%), do not have experience with spinal fusion (78.1%) or peripheral nerve tumors (71.7%) may still be considered experts. Majorities believed that expertise requires the use of skull-base approaches (85.8%), intraoperative monitoring (83.4%), awake craniotomies (77.3%), and neuro-endoscopy (75.5%) as well as continuing education of at least 1/year (100.0%), a research background (80.0%) and teaching activities (78.7%), and formal interdisciplinary collaborations (e.g., tumor board: 93.0%). Academic vs. non-academic affiliation, career position, years of

\* Corresponding author. Department of Neurosurgery, Athens Medical Center, Distomou 5-7, 15125, Athens, Greece.

E-mail addresses: [k.gousias@iatriko.gr](mailto:k.gousias@iatriko.gr) (K. Gousias), [annika.hoyer@uni-bielefeld.de](mailto:annika.hoyer@uni-bielefeld.de) (A. Hoyer), [mazurczyk.luc@live.unic.ac.cy](mailto:mazurczyk.luc@live.unic.ac.cy) (L.A. Mazurczyk), [jiri.bartek@regionstockholm.se](mailto:jiri.bartek@regionstockholm.se) (J. Bartek), [Michael.Bruneau@uzbrussel.be](mailto:Michael.Bruneau@uzbrussel.be) (M. Bruneau), [drceltikci@gmail.com](mailto:drceltikci@gmail.com) (E. Celtikci), [nforoglou@auth.gr](mailto:nforoglou@auth.gr) (N. Foroglou), [christian.freyschlag@tirol-kliniken.at](mailto:christian.freyschlag@tirol-kliniken.at) (C. Freyschlag), [rachelyg@hotmail.com](mailto:rachelyg@hotmail.com) (R. Grossman), [Christine.Jungk@med.uni-heidelberg.de](mailto:Christine.Jungk@med.uni-heidelberg.de) (C. Jungk), [philippe.metellus@outlook.fr](mailto:philippe.metellus@outlook.fr) (P. Metellus), [netuka.david@gmail.com](mailto:netuka.david@gmail.com) (D. Netuka), [rola.radoslaw@gmail.com](mailto:rola.radoslaw@gmail.com) (R. Rola), [Philippe.Schucht@insel.ch](mailto:Philippe.Schucht@insel.ch) (P. Schucht), [Christian.Senft@med.uni-jena.de](mailto:Christian.Senft@med.uni-jena.de) (C. Senft), [signorelli2007@gmail.com](mailto:signorelli2007@gmail.com) (F. Signorelli), [a.vincent@erasmusmc.nl](mailto:a.vincent@erasmusmc.nl) (A.J.P.E. Vincent), [Matthias.Simon@evkb.de](mailto:Matthias.Simon@evkb.de) (M. Simon).

<https://doi.org/10.1016/j.bas.2024.102822>

Received 20 January 2024; Received in revised form 15 April 2024; Accepted 20 April 2024

Available online 7 May 2024

2772-5294/© 2024 Published by Elsevier B.V. on behalf of EUROSPINE, the Spine Society of Europe, EANS, the European Association of Neurosurgical Societies. This is an open access article under the CC BY-NC-ND license (<http://creativecommons.org/licenses/by-nc-nd/4.0/>).

neurosurgical experience, country of practice, and primary clinical interest had a minor influence on the respondents' opinions.

*Discussion and conclusion:* Opinions among neurosurgeons regarding the characteristics and features of expertise in neuro-oncology vary surprisingly little. Large majorities favoring certain thresholds and qualitative criteria suggest a consensus definition might be possible.

## 1. Introduction

Experts in surgery have been defined as experienced surgeons with consistently better outcomes than non-experts (Schaverien, 2010). The basic idea that experience translates into expertise seems often confirmed in everyday neurosurgical practice, including brain tumor surgery. Neurosurgery relies heavily on technical skills, and it is not surprising that quite a few researchers have investigated how technical competency can be assessed and taught (Gelinias-Phaneuf and Del Maestro, 2013; Kirsch et al., 2022; Davids et al., 2021). More recently, some groups have investigated a potential role for modern computer-based techniques such as virtual reality simulation and machine learning or virtual communities in this field (Winkler-Schwartz et al., 2019; Titov et al., 2023; Gandamihardja, 2014; Bonrath et al., 2015; Issenberg et al., 2005; Ledwos et al., 2022).

However, more experience does not necessarily equal superior skills; thus, an experienced surgeon is not necessarily an expert (Carnduff and Place, 2022). Expert surgeons typically gain their relevant experience over a relatively short period of time as opposed to surgeons who perform the same number of procedures but over many years. Although a higher volume of performed surgeries and more years of experience have been linked to enhanced technical skills (Hardre et al., 2016), further quantitative and qualitative factors besides hours of experience may play an even more significant role in developing expertise (Carnduff and Place, 2022).

Research involvement is a well-established indicator of expertise, as measured by the number and impact of publications on a specific subject of interest. Engaging in academic teaching, mentoring trainees, and participating in conferences can be viewed as an advanced level of expertise, as teaching someone requires a deep understanding of the subject (Hardre et al., 2016). Personal qualifications and professional attributes, like in-depth medical knowledge, adaptability, communication skills, or leadership, may also contribute to developing surgical expertise (Hardre et al., 2016; Sachdeva, 2020). Other person-independent factors, such as the institutional environment, interdisciplinary work and collaborations, surgical teams, and facilities, may influence an individual's level of expertise (Rethans et al., 2002).

Attitudes and opinions on expertise in neurosurgery, mainly surgical neuro-oncology, will have significant implications in clinical practice. Subspecialization and corresponding certification efforts are underway in Europe and elsewhere. The overall issue is of great interest to all neurosurgeons practicing in this field. Still, opinions regarding the underlying concepts and the figures used to define expertise in neuro-oncology may vary between neurosurgeons but also countries reflecting, e.g., different systems of medical care provision. The EANS Neuro-oncology Section is a platform that brings together all individual EANS members with a specific interest in neuro-oncology research as well as clinical practice. Its panel felt that addressing the expertise issue is of great interest to all section members and the neurosurgical community. To this end, the panel designed the online survey 'Expertise in surgical Neuro-oncology' to collect the opinions of fellow neurosurgeons in Europe (and beyond). We were interested in characterizing a potential "common ground" of the various views and approaches.

## 2. Material and Methods

A questionnaire detailing features and criteria potentially required for surgical neuro-oncology expertise was designed by KG and MS

together with the EANS Neuro-oncology Section Panel (Table 1). The survey specified caseloads for certain tumor surgeries. It proposed different clinical skills and surgical experience levels, specific personal qualifications and attributes, as well as distinct practice environments as parameters that describe expertise.

A link to the survey was made available to all EANS individual members online via email on the 5th of December 2022. Publication of the survey was accompanied by a letter describing the project and its aims and inviting all addressees to participate. A reminder was sent on the 6th of February 2023. The survey was closed on the February 13, 2023. Participation in the survey was voluntary. We listed every respondent as a study group member if they wished so. All answers were entered into a computer-based database. Further details together with a description and quality assessment of the survey according to modified CHERRIES guidelines can be found in Supplemental Table 1 (Eysenbach, 2004; Turk et al., 2018).

Data were first analyzed descriptively, followed by logistic regression models for the more controversial outcomes (<80% agreement) and questions regarding surgical caseloads while adjusting for potential confounders (years of neurosurgical practice, practice setting, position, interest in neuro-oncology, country of practice). Specifically, the following items were investigated using regression analysis: lifetime and annual caseload, the required number of surgeries for intrinsic tumors, meningiomas, metastases, experience with spinal (extra- and intramedullary, epidural) tumors and spinal fusion, skull base but also pediatric and peripheral nerve tumors, requirements for formal qualifications in medical oncology, radiotherapy/radiosurgery, medical ethics, medicolegal regulations, and economics, academic and educational activities (teaching and publication activities, continuing education), and institutional requirements (specialized nursing and ICU facilities, interprofessional collaborations).

For statistical analysis, countries were grouped into five regions based on the United Nations geoscheme for Europe as follows: i.e., Northern Europe (Denmark, Finland, Ireland, Lithuania, Norway, Sweden, United Kingdom), Western Europe (Austria, Belgium, France, Germany, Netherlands, Switzerland), Southern Europe (Albania, Bosnia and Herzegovina, Greece, Italy, Portugal, Serbia, Spain), Eastern Europe (Belarus, Czech Republic, Poland, Romania, Russian Federation, Slovakia, Ukraine) and all other countries (Afghanistan, Armenia, Australia, Brazil, Canada, Cyprus, India, Iraq, Israel, Jordan, Mexico, Pakistan, Saudi Arabia, Singapore, Turkey) (U. Nations). We acknowledge that this will not allow for an analysis of the role of specific organizational aspects of the respective health care systems (such as centralization etc.), which will vary very much between countries even within geographically defined regions.

## 3. Results

### 3.1. Participants

The 251 survey participants work in 42 countries (Northern Europe: N = 36, Western Europe: N = 109, Southern Europe: N = 66, Eastern Europe: N = 19; other countries: N = 21).

Ninety-three (37.1%) and 68 (27.1%) of our respondents reported 11–20 and 5–10 years of neurosurgical experience, respectively. 173 (68.9%) of the survey participants were affiliated with a university or university-affiliated hospital, 61 (24.3%) at non-academic hospitals, and 17 (6.8%) were working in a private practice setting. 93 (37.1%) were

**Table 1**  
Questionnaire.

<u>Operative experience</u>	
How can expert surgical skills be measured?	
Total number of tumor surgeries of the CNS	>50-100 >100-200 >200-500 >500
Annual caseload	>10-20 >20-50 >50-100 >100
The number of procedures performed for certain histologies	Gliomas yes/no Meningiomas yes/no Metastases yes/no Other (please specify)
The number of procedures using certain surgical adjuncts and techniques	IONM/mapping yes/no Awake craniotomy yes/no Endoscopy yes/no Skull base approaches yes/no
Is experience with both resections and stereotactic biopsies required?	Yes Resection only is enough Stereotactic biopsy only is enough
Experience with spinal and nerve tumors is required	Spinal tumors (extramed.) yes/no Spinal tumors (intramed.) yes/no Spinal tumors (epidural) yes/no Spinal fusion yes/no Peripheral nerve tumors yes/no Pituitary yes/no
Neuro-oncology expertise includes experience with the following tumors or tumor locations	Vestibular schwannoma yes/no Other skull base yes/no Pediatric yes/no
Please define the number of surgeries which define surgical expertise with a certain tumor type	Number of intrinsic brain tumors >50 >100 >200 Other (please specify)
	Number of metastases >50 >100 >200 Other (please specify)
	Number of meningiomas >50 >100 >200 Other (please specify)
<u>Other personal skills &amp; qualifications</u>	
The following skills are necessary	Communication skills yes/no Team player yes/no Leadership yes/no Administrative skills Teaching activities yes/no Research background yes/no Other (please specify)
The following formal qualifications (at least observership/hospitalation) are necessary	Medical oncology (chemotherapy) background yes/no Radiotherapy/-surgery yes/no Medical ethics background yes/no Medical/legal, regulations, economics yes/no Other (please specify)
Required continuing education: conference attendance	at least bi-annually ≥1/yr. Other (please specify)
Necessary publication/research activities	No activities required Conference abstracts/talks Publications in scientific journals
<u>Institution &amp; workplace</u>	
The following resources are required	Specialized nursing yes/no Specialized OR team yes/no Specialized ICU (NICU) yes/no Specialized tumor board yes/no

**Table 1 (continued)**

<u>Operative experience</u>	
	Specialized interprofessional neuro-oncology team yes/no More than one dedicated neuro-oncological surgeon yes/no Expert neuro-oncological surgery services rely heavily on in-house collaborations Allied disciplines do not have to be in-house, but formal collaborations and an interdisciplinary tumor board are necessary "Stand-alone" expert neuro-oncological surgery services are possible
Interdisciplinary neuro-oncology	
The optimal performance of an expert	requires working in a tertiary center is possible in any neurosurgical unit or department offering complete neurosurgery services and resident training is possible in any neurosurgical unit or department is possible in a (private) practice setting

early career consultants (first ten years post-residency), 67 (26.7%) senior consultants (> ten years post-residency), and 41 (16.3%) department chairs. Neuro-oncology was the main clinical interest in 200 (79.7%) of our respondents. 132 (52.6%) reported skull-base surgery, 92 (36.7%) cerebrovascular neurosurgery, and 81 (32.3%) spinal surgery as (additional) main clinical interests. A baseline table of the participants is provided by our [Supplemental Table 2](#).

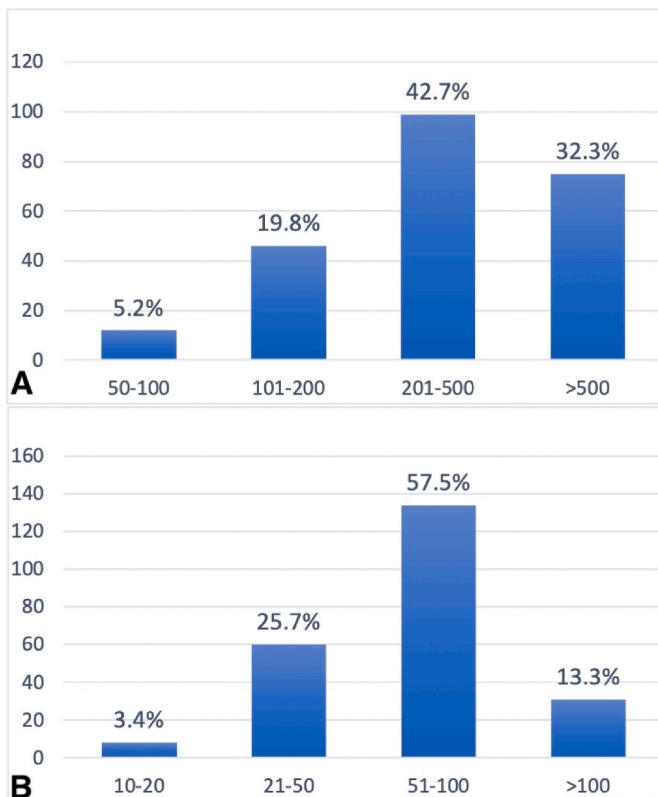
**3.2. Caseloads and specific operative skills or experiences**

Expert skills were felt to require having performed overall <200 by 58 (25.0%) and >200–500 CNS tumor surgeries by 99 (42.7%) respondents (>500: N = 75, 32.3%), and an annual caseload of ≤50 by 68 (29.2%) and >50–100 by 134 (57.5%) (>100: N = 31, 13.3%), i.e., 157 (67.7%) would accept a lifetime caseload of >200 cases and 202 (86.7%) an annual caseload of >50 as evidence of neuro-oncological surgical expertise (Fig. 1A and B).

Large or at least solid majorities considered the number of procedures performed for gliomas (N = 205, 87.8%), meningiomas (N = 202, 86.7%) and metastases (N = 161, 69.1%) (Fig. 2A) as well as the use of specific techniques (N = 200, skull-base approaches: 85.8%; intra-operative monitoring: N = 195, 83.4%; awake craniotomies: N = 180, 77.3%; neuro-endoscopy: N = 176, 75.5%) as suitable measures of expertise (Fig. 3). 168 (72.1%) of the respondents also felt that neuro-oncological surgical expertise requires experience with both resections and stereotactic biopsies (Fig. 3). The specific number of procedures for certain tumor entities thought by a majority to define neuro-oncological surgical expertise was >100 intrinsic tumors (N = 186, 79.8%), >100 meningiomas (N = 167, 71.7%), and >100 metastases (N = 129, 56.4%) (Fig. 2B).

Experience with extramedullary (N = 163, 70.0%) and intramedullary tumors (N = 167.7%, 71.7%) was deemed necessary by large majorities. Opinions concerning surgery for epidural tumors were more divided (in favor: N = 126, 54.1%), and the majority felt that experience with spinal fusion techniques was not a requirement (N = 182, 78.1%) (Fig. 4).

Somewhat mixed responses were also obtained when asking if surgical neuro-oncology expertise includes experience with vestibular schwannoma (in favor: N = 151, 64.8%), other skull base tumors (in favor: N = 152, 65.2%), and pituitary surgeries (in favor: N = 119, 51.1%). Most felt that surgeons who do not treat children (N = 131, 56.2%) or do not have experience with peripheral tumor neurosurgery (N = 167, 71.7%) may still be considered experts in neuro-oncological surgery. (Fig. 4).



**Fig. 1.** A) overall and B) annual caseload required to be considered an expert in surgical neuro-oncology.

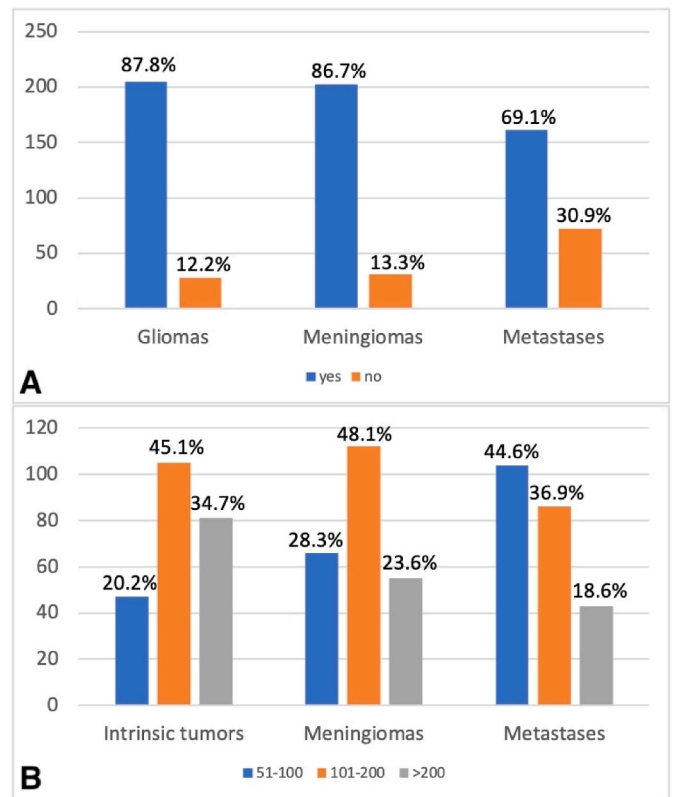
3.3. Non-operative skills and experience

Large majorities believed that expertise requires attending scientific conferences for continuing education (at least bi-annually: N = 110, 51.6%; once/yr.: N = 103, 48.4%), communication skills (N = 226, 98.3%), being a team player (N = 216, 93.9%), leadership (N = 187, 81.3%), a research background (N = 184, 80.0%) and teaching activities (N = 181, 78.7%). Administrative skills were also deemed necessary, but only by a small majority (N = 126, 54.8%). A majority (N = 134, 61.5%) considered publications in scientific journals essential (Fig. 5). Experts are supposed to have some formal medical qualifications outside neurosurgery (at least observerships or hospitations), in medical ethics (N = 146, 63.5%), radiotherapy/radiosurgery (N = 130, 56.5%) and medical oncology (N = 122, 53.1%) by small majorities each, but not necessarily in the fields of medicolegal issues, regulations and business/health care economics (N = 98, 42.6%) (Fig. 5).

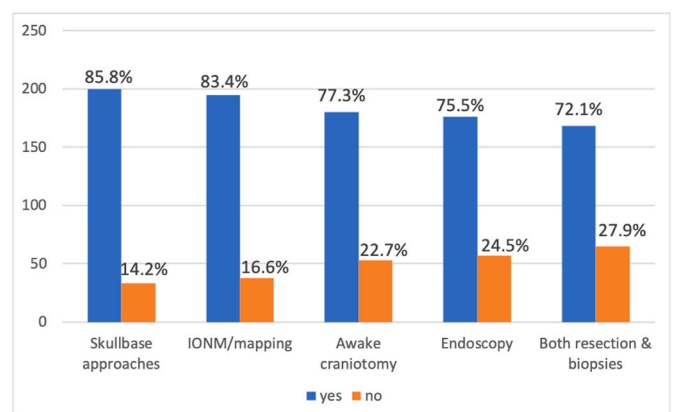
3.4. Institutional requirements

Almost all respondents felt that the optimal institutional setting requires a specialized interprofessional neuro-oncology team (N = 215, 94.3%) and a tumor board (N = 212, 93%). Very large majorities answered that expert neurooncological surgery services require more than one dedicated neuro-oncological surgeon (N = 198, 86.8%), a specialized OR (operating room) team (N = 195, 85.5%), and specialized nursing (N = 181, 79.4%) as well as intensive care facilities (N = 168, 73.7%) (Fig. 6).

According to 81.1% (N = 185) of our study participants, stand-alone expert neuro-oncological surgery is impossible. In-house collaborations with allied disciplines are essential (N = 197, 86.4%) but not necessarily required as long as formal interdisciplinary cooperations exist (N = 180, 79.0%). The respondents believe that the optimal performance of an expert is possible in all neurosurgical units offering complete services



**Fig. 2.** A) Glioma and meningioma caseloads are considered good indicators of surgical neuro-oncology expertise by more respondents than brain metastases caseload. B) Specific lifetime caseloads for intrinsic tumors, meningiomas, and brain metastases are needed to characterize an expert. 20.2% and 28.3% vs. 44.6% of our participants feel that surgical neuro-oncology expertise requires an overall caseload of 51–100 intrinsic tumors and meningiomas vs. brain metastases.



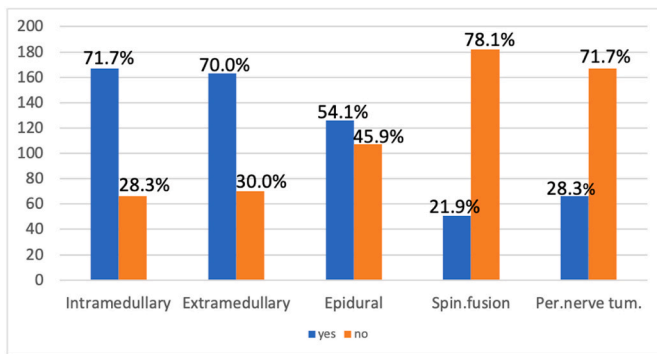
**Fig. 3.** The use of certain surgical adjuncts and techniques is considered by large majorities as a feature of neurosurgical oncology expertise. IONM, intraoperative neuromonitoring.

and resident training (N = 113, 49.6%) and, of course, in a tertiary center (N = 84, 36.8%).

3.5. Regression analyses for differences of opinion

As detailed above, answers to the questions and opinions on the items addressed in the survey varied surprisingly little among respondents. Nevertheless, there were some differences of opinion. In





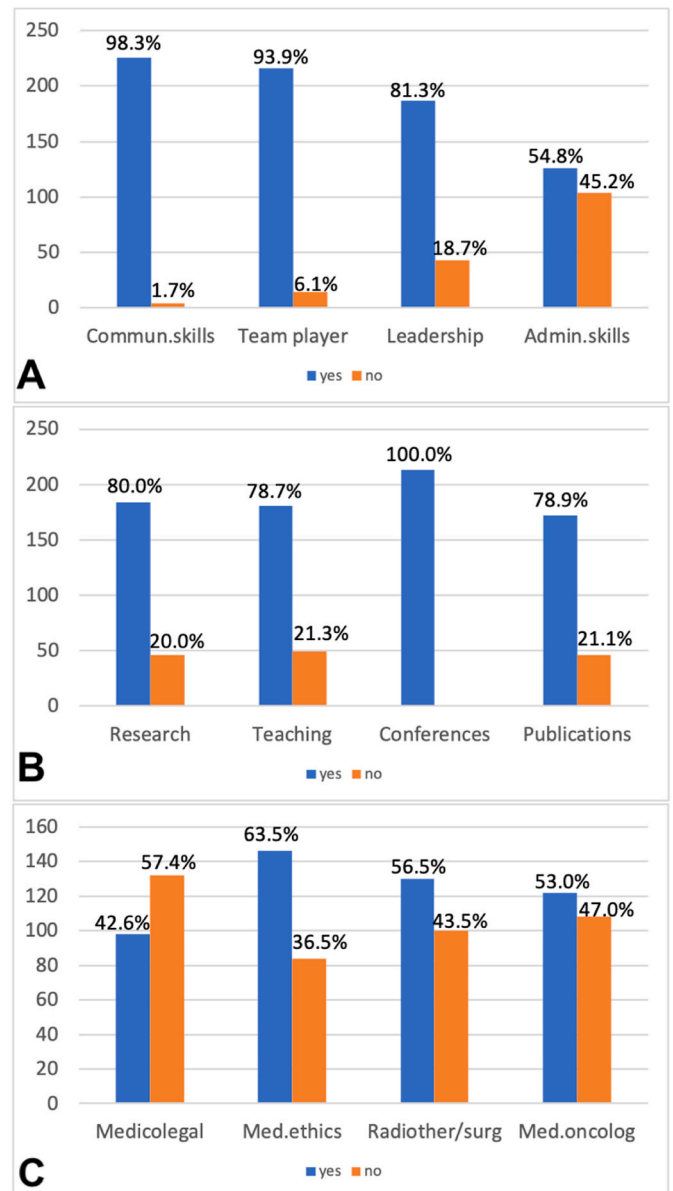
**Fig. 4.** Surgical neuro-oncology expertise & spinal and peripheral nerve tumor (Per.nerve tum.) surgery. Mastering intra- and extramedullary tumors is considered an important qualification of a neurosurgical oncology expert, whereas experience with spinal fusion (Spin.fusion) and peripheral nerve tumor surgery is not.

order to better understand this variation, we performed logistic regression analyses for all questions whenever there was <80% agreement (and/or when questions addressed caseloads). We studied professional experience ( $\leq 10$  vs.  $> 10$  years), position (senior consultant/department chair vs. resident/junior consultant), practice setting (academic/university affiliated vs. non), main clinical interest in neuro-oncology, and region of practice as potential confounders. Results are shown in [Tables 2–4](#) and [Supplemental Tables 3–6](#).

We obtained several interesting results. Firstly, reporting surgical neuro-oncology as a primary clinical interest did not significantly influence the answers to the questions studied. Secondly, none of the confounders analyzed was found to be significantly associated with the following outcomes: total (lifetime) caseload, brain metastases caseload as an indicator of expertise, the importance of both stereotactic and resective surgery, importance of extramedullary spinal tumor surgeries, spinal fusion and PNS operations, importance of continuous medical education (conference attendance), medical ethics background, role of specialized nursing and ICU facilities, and optional but not in-house interdisciplinary collaborations.

Thirdly, increasing professional experience, a higher (hierarchical) position, and academic affiliation did have a significant impact on the answers to some questions asked, however, not always pointing into the same directions. E.g. a higher annual caseload was favored by respondents with an academic background, but also participants with lesser years of neurosurgical practice. An academic affiliation correlated with considering awake craniotomies a good measure of expertise, while a senior hierarchical position did not.

Finally, country of practice (assessed using the UN geoscheme) was significantly associated with some of the variation in opinions observed. These effects were seen when analyzing the role of skull base and pituitary operative experience (country of practice/north vs. other - experience with X is important; vestibular schwannoma [OR: 0.130, 95%CI: 0.034–0.492,  $P = 0.0027$ ], pituitary [OR: 0.270, 95%CI: 0.076–0.961,  $P = 0.0432$ ], other skullbase surgery [OR: 0.157, 95%CI: 0.042–0.582,  $P = 0.0057$ ]), neurosurgical endoscopy (country of practice/west vs. other & east vs. other - experience important; OR: 0.101, 95%CI: 0.013–0.811,  $P = 0.0310$  & OR: 0.091, 95%CI: 0.009–0.883,  $P = 0.0387$ ), and the number of meningioma surgeries considered necessary for neuro-oncology expertise (country of practice/north vs. other & east vs. other -  $> 100$  cases necessary; OR: 0.106, 95%CI: 0.012–0.937,  $P = 0.0435$  & OR: 0.076, 95%CI: 0.008–0.732,  $P = 0.0257$ ). Region of practice also correlated significantly with the responses to questions regarding the importance of teaching (country of practice/north vs. other & west vs. other; OR: 0.098, 95%CI: 0.011–0.901,  $P = 0.04020$  & OR: 0.118, 95%CI: 0.015–0.957,  $P = 0.0454$ ) and publication activities (country of practice/east vs. other;

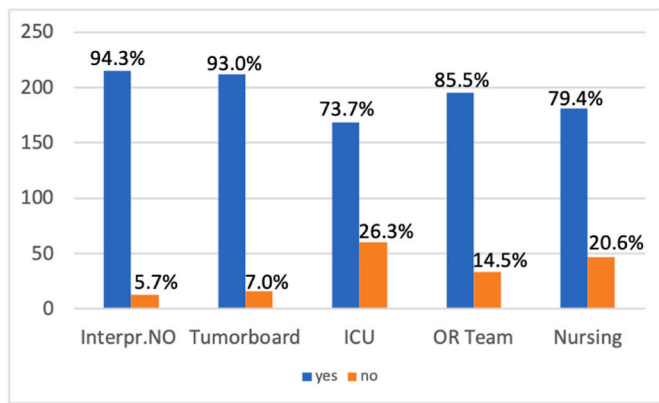


**Fig. 5.** Non-operative skills and qualifications of an expert in neurooncological surgery. Opinions on A) social competence, B) academic activities, and C) related medical knowledge. Med. ethics, medical ethics; Radiother/surg, radiotherapy/radiosurgery; Med.oncolog, medical oncology.

OR: 0.185, 95%CI: 0.039–0.868,  $P = 0.0324$ ), medicolegal, regulations, and economics background (country of practice/north vs. other & south vs. other; OR: 0.149, 95%CI: 0.040–0.550,  $P = 0.0043$  & OR: 0.299, 95%CI: 0.099, 95%CI: 0.005–0.0326), but also aspects of the organization of neurosurgical oncology care, i.e., the importance of medical oncology (country of practice/north vs. other; OR: 0.110, 95%CI: 0.030–0.407,  $P = 0.0010$ ) and radiosurgery/radiotherapy training (country of practice/north vs. other; OR: 0.197, 95%CI: 0.057–0.686,  $P = 0.0107$ ; see also [Tables 2–4](#) and [Supplemental Tables 3–6](#)).

#### 4. Discussion

Experts have special knowledge and abilities beyond the average person, and experts know when and how to use them. Others will therefore often rely on experts for the management of issues and situations in which such expertise is deemed beneficial and relevant. Every day neurosurgical experience seems to confirm the basic tenet of an



**Fig. 6.** Institutional and workplace characteristics believed to be required for expert neurosurgical oncology services. Interpr.NO, interprofessional neuro-oncology team; ICU, specialized intensive care unit; OR team, specialized operating room team; Nursing, specialized nursing.

**Table 2**

Logistic regression analysis for minimum lifetime and annual caseloads. None of the confounders analyzed correlated significantly with responding that experience with >200 cases is necessary to be an expert. Academic affiliation and <10 years of professional expertise significantly predicted voting for higher (>50) annual caseloads as a criterion for expertise.

Covariate	Lifetime caseload >200		Annual caseload >50	
	Odds Ratio (95%-CI)	p-Value	Odds Ratio (95%-CI)	p-Value
≥10 vs. <10 years of neurosurgical practice	0.787 [0.373; 1.660]	0.5287	<b>0.380 [0.175; 0.826]</b>	<b>0.0145</b>
Academic affiliation vs. non-academic	1.664 [0.864; 3.206]	0.1280	<b>2.676 [1.405; 5.100]</b>	<b>0.0028</b>
Senior consultant/department chair vs. resident/junior consultant	1.597 [0.766; 3.331]	0.2117	1.172 [0.572; 2.399]	0.6649
Main interest neuro-Oncology: Yes vs. No	1.072 [0.521; 2.206]	0.8505	1.149 [0.544; 2.428]	0.7165
Country of Practice: West vs. Other	1.915 [0.579; 6.331]	0.2869	0.620 [0.198; 1.947]	0.4134
Country of Practice: North vs. Other	2.251 [0.589; 8.606]	0.2358	0.348 [0.094; 1.281]	0.1124
Country of Practice: South vs. Other	1.793 [0.518; 6.213]	0.3569	0.950 [0.284; 3.184]	0.9340
Country of Practice: East vs. Other	2.889 [0.629; 13.271]	0.1726	1.106 [0.227; 5.388]	0.9003

**Table 3**

Logistic regression analysis for the use of adjunct and operative techniques. Opinions on the use of endoscopy and awake craniotomy vary based on practice location, professional position, and academic affiliation.

Covariate	Both resections and stereotactic biopsies		Endoscopy		Awake craniotomy	
	Odds Ratio (95%-CI)	p-Value	Odds Ratio (95%-CI)	p-Value	Odds Ratio (95%-CI)	p-Value
≥10 vs. <10 years of neurosurgical practice	1.196 [0.573; 2.499]	0.6336	1.007 [0.445; 2.278]	0.9861	2.361 [0.942; 5.918]	0.0668
Academic affiliation vs. non-academic	1.155 [0.608; 2.193]	0.6599	1.886 [0.960; 3.702]	0.0654	<b>2.145 [1.087; 4.232]</b>	<b>0.0278</b>
Senior consultant/department chair vs. resident/junior consultant	1.125 [0.535; 2.366]	0.7551	0.726 [0.327; 1.609]	0.4302	<b>0.276 [0.111; 0.685]</b>	<b>0.0055</b>
Main interest neuro-Oncology: Yes vs. No	1.001 [0.479; 2.093]	0.9969	0.530 [0.213; 1.316]	0.1713	1.278 [0.586; 2.786]	0.5381
Country of Practice: West vs. Other	0.783 [0.235; 2.609]	0.6906	<b>0.101 [0.013; 0.811]</b>	<b>0.0310</b>	0.574 [0.160; 2.059]	0.3941
Country of Practice: North vs. Other	0.698 [0.175; 2.795]	0.6119	0.212 [0.022; 2.052]	0.1806	0.776 [0.164; 3.677]	0.7496
Country of Practice: South vs. Other	0.467 [0.136; 1.597]	0.2247	0.197 [0.023; 1.671]	0.1365	0.444 [0.118; 1.676]	0.2308
Country of Practice: East vs. Other	0.452 [0.100; 2.045]	0.3024	<b>0.091 [0.009; 0.883]</b>	<b>0.0387</b>	0.443 [0.087; 2.260]	0.3272

intimate relation between experience and outcomes, referred to as expertise. In addition, expertise draws heavily on skills and experiences beyond the operating room. A person’s motivation, intellect, emotional intelligence, and innate skills such as advanced pattern recognition, high levels of declarative and procedural knowledge, automaticity in performance, metacognition, and high degree of contextual adaptability play a crucial role in the development of expert performance (Sachdeva, 2020; Dunphy and Williamson, 2004; Ericsson, 2008). Kamp and Selden et al. recently proposed several qualifications that should be achieved during training in surgical neuro-oncology (Kamp et al., 2021; Selden et al., 2013). Expert care probably relies profoundly on organizational and institutional aspects, including non-neurosurgical personnel and other resources (Rethans et al., 2002).

The EANS Tumour Section conducted the present survey to address this topic by detailing the views and opinions of neurosurgeons in Europe (and beyond; the EANS has a substantial number of members who practice outside Europe). We feel that approaching the question of what constitutes surgical neuro-oncology expertise by canvassing the potential experts themselves might be a useful undertaking. Indeed, we were able to collect a sizable number of responses from many colleagues practicing all over Europe and in the Americas, Asia, and Australia, which we feel allows, to some degree, for sketching the neurosurgical perspective on the surgical neuro-oncology expertise issue. Our sample size does not compare unfavorably with other recent international questionnaire-based tumor neurosurgery surveys addressing, e.g., intraoperative tissue sampling strategies during meningioma surgery to assess CNS invasion (Behling et al., 2023) or surgical modality selection in glioblastoma patients (Gerritsen et al., 2022).

The opinions of the survey respondents varied surprisingly little. The possibly most important result of our survey was that it is apparently possible to provide answers to many key questions regarding criteria and even minimum caseload figures on which large majorities in the neurosurgical community would agree. A surgical neuro-oncology expert has performed >200 tumor surgeries (75.0 % agreement), their annual caseload is > 50 (70.8 %), and they have experience with both tumor resections and stereotactic biopsies (72.1%). Experts have communication skills (98.3%), are team players (93.9%), provide leadership (81.30%), engage in teaching activities (78.7%), have some research background (80.0%), and regularly attend scientific conferences (100.0 %). Publication activities (at least talks or abstract presentations, 78.9%) are also required. Personal expertise can be assessed by the number of procedures performed for glioma (88.0%), meningioma (86.7%) and possibly also brain metastases (69.1%), and the number of operations using intraoperative monitoring (83.7%), awake craniotomies (77.3%), neuro-endoscopy (75.5%) and the number of skull base surgeries (85.8%). Institutional requirements include more than one dedicated neuro-oncological surgeon (86.8%), a specialized interprofessional team (94.3%) and nursing (79.4%), a specialized OR team (85.5%) and ICU (73.7%), a specialized tumor board (93.0%) and not necessarily in-house but at least formal interdisciplinary collaborations (79.0%). Our graphical abstract summarizes the features of an

**Table 4**

Logistic regression analysis. Opinions on the role of non-neurosurgical (neuro)oncology training and knowledge concerning healthcare economics, regulations, and medicolegal issues vary with country of practice. RT/RS, radiotherapy/radiosurgery.

Covariate	Formal qualifications							
	Medical oncology		RT/RS		Medical ethics		Medicolegal, regulations, economics	
	Odds Ratio (95%-CI)	p-Value	Odds Ratio (95%-CI)	p-Value	Odds Ratio (95%-CI)	p-Value	Odds Ratio (95%-CI)	p-Value
≥10 vs. <10 years of neurosurgical practice	0.906 [0.454; 1.809]	0.7798	1.094 [0.550; 2.179]	0.7975	0.834 [0.408; 1.707]	0.6195	0.937 [0.460; 1.907]	0.8577
Academic affiliation vs. non-academic	1.660 [0.909; 3.030]	0.0988	1.755 [0.960; 3.208]	0.0677	1.021 [0.544; 1.916]	0.9484	0.849 [0.462; 1.563]	0.5997
Senior consultant/department chair vs. resident/junior consultant	1.147 [0.577; 2.279]	0.6956	1.254 [0.630; 2.494]	0.5195	1.304 [0.643; 2.645]	0.4619	1.407 [0.697; 2.838]	0.3405
Main interest neuro-Oncology: Yes vs. No	0.961 [0.479; 1.928]	0.9105	0.779 [0.385; 1.577]	0.4879	0.867 [0.421; 1.784]	0.6978	0.531 [0.263; 1.074]	0.0781
Country of Practice: West vs. Other	0.558 [0.193; 1.611]	0.2805	0.915 [0.324; 2.583]	0.8674	0.456 [0.139; 1.491]	0.1937	0.367 [0.127; 1.059]	0.0637
Country of Practice: North vs. Other	<b>0.110 [0.030; 0.407]</b>	<b>0.0010</b>	<b>0.197 [0.057; 0.686]</b>	<b>0.0107</b>	0.260 [0.069; 0.984]	0.0474	<b>0.149 [0.040; 0.550]</b>	<b>0.0043</b>
Country of Practice: South vs. Other	0.456 [0.152; 1.370]	0.1617	0.715 [0.243; 2.100]	0.5414	0.357 [0.106; 1.207]	0.0976	<b>0.299 [0.099; 0.905]</b>	<b>0.0326</b>
Country of Practice: East vs. Other	0.617 [0.152; 2.495]	0.4977	0.655 [0.166; 2.587]	0.5463	4.055 [0.401; 41.040]	0.2358	1.106 [0.257; 4.758]	0.8921

expert in surgical neuro-oncology according to the results of our survey (Graphical abstract).

However, we also identified certain more controversial issues. Most notably, opinions varied with respect to the role of experience with surgery for tumors other than gliomas, meningiomas, and metastases. Between 51.1 and 65.2% of respondents felt that neuro-oncology expertise includes experience with pituitary and skull base surgery but not with pediatric brain tumors. Experience with surgery for extra- and intramedullary spinal tumors was considered as a requirement by 70.0 and 71.7%, respectively, while opinions with respect to epidural (i.e. spinal metastases) surgeries were divided, and solid majorities voted against experience with spinal fusion techniques and peripheral nerve tumor surgeries as necessary criteria for surgical neuro-oncology expertise. It is also noteworthy that opinions were somewhat divided with respect to the necessity of having received some formal radio-oncology, radiosurgery and medical oncology training.

We tried to delineate factors contributing to the differences of opinions observed by studying potential confounders. Most notably, a primary clinical neuro-oncology focus did not significantly influence the respondents' answers to any of the questions asked. In addition, for many items, none of the confounders studied accounted significantly for the variation of opinions observed. Academic affiliation, years of neurosurgical experience, and career position had some influence. However, no clear and consistent picture emerged. A higher annual caseload was favored by respondents with an academic background and by participants with a lower hierarchical position (junior consultant/resident). An academic affiliation correlated with considering awake craniotomies a good measure of expertise, while a senior hierarchical position did not. It seems likely that professional experience, career position, and academic affiliation influence one's view of the surgical neuro-oncology expertise issue in somewhat different ways. Country (or better region) of practice also significantly impacted the respondents' opinions of the various issues addressed. This may reflect variations in practice settings throughout Europe, e.g., skull base specialists perform certain skull base surgeries in some countries and as part of the general neurooncological surgery workload in others. Controversial opinions, of course, negatively impact any attempts at arriving at some kind of consensus. Our data indicate that the role of any systematic influence of experience, hierarchical position, academic perspective, primary clinical neuro-oncology interest, and region of practice seems limited, which should positively impact any consensus-building effort. Even though a potential future consensus opinion will have to be restricted to those

items of our survey that were agreed upon by large majorities,

Of note, the opinions and views expressed by the survey respondents are in part reflected in the recommendations that can be found in current (European) neuro-oncology guidelines (EANO glioma, EANO-ESMO brain mets, EANO meningioma, EANO vestibular schwannoma) (Goldbrunner et al., 2020, 2021; Le et al., 2021; Weller et al., 2021). All guidelines stress interdisciplinarity, and there was also almost a consensus among survey participants with respect to the importance of an interdisciplinary setting. Opinions only varied on the necessity of formal radio-oncology and medical oncology training of a surgical neuro-oncology expert. The EANO adult glioma guideline explicitly comments on the pertinent role of intraoperative monitoring and awake surgery as well as bioptic surgery which fits well with the importance of these issues attributed to the characterization of surgical neuro-oncology expertise by the survey respondents (EANO glioma). However, guidelines do not comment on the expertise issue in general and also not on specifics such as required qualifications and experience with certain pathologies.

Our analysis certainly has important shortcomings. First of all, the overall approach of performing a survey of opinions and views when addressing the issue of neuro-surgical oncology expertise has inherently very relevant and obvious limitations. Our questionnaire did not address general or interdisciplinary neuro-oncology expertise. It missed specific questions about the relevance of knowledge of principles of neuro-oncology, neuropathology, radiation oncology and other specialties outside neurosurgery relevant for the management of neuro-oncological patients. While we collected a sizable number of responses, our sample may not necessarily have been representative. The response rate varied between regions, likely reflecting, e.g., the variable numbers of EANS individual members in the various countries. A large majority of our respondents reported working at university or university-affiliated institutions. However, despite a probable role for these and other confounders, the overall picture was of agreement between survey participants concerning many items and questions.

## 5. Conclusions

In conclusion, our survey describes the opinions among neurosurgeons in Europe (and beyond) regarding the features and characteristics of expertise in neuro-oncology that vary surprisingly little. Large majorities favoring certain thresholds and qualitative criteria suggest a consensus definition might be possible.

## Authors' contribution

KG and MS designed and conceptualized the survey; KG, LM, and MS performed literature research, AH conducted the statistical analysis, KG and MS drafted the manuscript for important intellectual content; JB, MB, EC, NF, CF, RG, CJ, PM, DN, RR, PS, CS, FS, AJPEV, LAM, AH, KG and MS revised the manuscript critically for important intellectual content and approved the final version of the manuscript.

## Funding

This research did not receive any specific grant from funding agencies in the public, commercial, or not-for-profit sectors.

## Acknowledgments

The authors express their gratitude to the fellow neurosurgeons who agreed to participate in this survey and high gratitude to the staff of the EANS Prodomos Nikolaidis and Anna Rek for launching the survey through EANS platform.

## Appendix A. Supplementary data

Supplementary data to this article can be found online at <https://doi.org/10.1016/j.bas.2024.102822>.

## References

- Behling, F., Bruneau, M., Honegger, J., Berhouma, M., Jouanneau, E., Cavallo, L., Cornelius, J.F., Messerer, M., Daniel, R.T., Froelich, S., Mazzatenta, D., Meling, T., Paraskevopoulos, D., Roche, P.H., Schroeder, H.W.S., Zazpe, I., Voormolen, E., Visocchi, M., Kasper, E., Schittenhelm, J., Tatagiba, M., 2023. Differences in intraoperative sampling during meningioma surgery regarding CNS invasion - results of a survey on behalf of the EANS skull base section. *Brain Spine* 3, 101740.
- Bonrath, E.M., Dedy, N.J., Gordon, L.E., Grantcharov, T.P., 2015. Comprehensive surgical Coaching Enhances surgical skill in the operating room: a Randomized Controlled trial. *Ann. Surg.* 262, 205–212.
- Carnduff, M., Place, R., 2022. The relation of surgical volume to competence: when is Enough, Enough? *Mil. Med.* 187, 64–67.
- Davids, J., Manivannan, S., Darzi, A., Giannarou, S., Ashrafian, H., Marcus, H.J., 2021. Simulation for skills training in neurosurgery: a systematic review, meta-analysis, and analysis of progressive scholarly acceptance. *Neurosurg. Rev.* 44, 1853–1867.
- Dunphy, B.C., Williamson, S.L., 2004. In pursuit of expertise. Toward an educational model for expertise development. *Adv Health Sci Educ Theory Pract* 9, 107–127.
- Ericsson, K.A., 2008. Deliberate practice and acquisition of expert performance: a general overview. *Acad. Emerg. Med.* 15, 988–994.
- Eysenbach, G., 2004. Improving the quality of web surveys: the Checklist for reporting results of Internet E-surveys (CHERRIES). *J. Med. Internet Res.* 6, e34.
- Gandamihardja, T.A., 2014. The role of communities of practice in surgical education. *J. Surg. Educ.* 71, 645–649.
- Gelinas-Phaneuf, N., Del Maestro, R.F., 2013. Surgical expertise in neurosurgery: integrating theory into practice. *Neurosurgery* 73 (Suppl. 1), 30–38.
- Gerritsen, J.K.W., Broekman, M.L.D., De Vleeschouwer, S., Schucht, P., Jungk, C., Krieg, S.M., Nahed, B.V., Berger, M.S., Vincent, A., 2022. Decision making and surgical modality selection in glioblastoma patients: an international multicenter survey. *J. Neuro Oncol.* 156, 465–482.
- Goldbrunner, R., Weller, M., Regis, J., Lund-Johansen, M., Stavrinos, P., Reuss, D., Evans, D.G., Lefranc, F., Sallabanda, K., Falini, A., Axon, P., Sterkers, O., Fariselli, L., Wick, W., Tonn, J.C., 2020. EANO guideline on the diagnosis and treatment of vestibular schwannoma. *Neuro Oncol.* 22, 31–45.
- Goldbrunner, R., Stavrinos, P., Jenkinson, M.D., Sahm, F., Mawrin, C., Weber, D.C., Preusser, M., Minniti, G., Lund-Johansen, M., Lefranc, F., Houdart, E., Sallabanda, K., Le Rhun, E., Nieuwenhuizen, D., Tabatabai, G., Soffietti, R., Weller, M., 2021. EANO guideline on the diagnosis and management of meningiomas. *Neuro Oncol.* 23, 1821–1834.
- Hardre, P.L., Nihira, M., LeClaire, E., Moen, M., 2016. Defining expertise in Gynecologic surgery: Perspectives of expert Gynecologic surgeons. *Female Pelvic Med. Reconstr. Surg.* 22, 399–403.
- Issenberg, S.B., McGaghie, W.C., Petrusa, E.R., Lee Gordon, D., Scalese, R.J., 2005. Features and uses of high-fidelity medical simulations that lead to effective learning: a BEME systematic review. *Med. Teach.* 27, 10–28.
- Kamp, M.A., Malzkorn, B., von Sass, C., DiMeco, F., Hadjipanayis, C.G., Senft, C., Rapp, M., Gepfner-Tuma, I., Fountas, K., Krieg, S.M., Neukirchen, M., Florian, I.S., Schnell, O., Mijderwijk, H.J., Perin, A., Baumgarten, P., van Lieshout, J.H., Thon, N., Renovanz, M., Kahlert, U., Spoor, J.K.H., Hanggi, D., McLean, A.L., Maurer, M., Sarubbo, S., Freyschlag, C.F., Schmidt, N.O., Vergani, F., Jungk, C., Stein, M., Forster, M.T., Weinberg, J.S., Sinclair, J., Belykh, E., Bello, L., Mandonnet, E., Moiyadi, A., Sabel, M., 2021. Proposed definition of competencies for surgical neuro-oncology training. *J. Neuro Oncol.* 153, 121–131.
- Kirsch, E.P., Suarez, A., McDaniel, K.E., Dharmapurikar, R., Dunn, T., Lad, S.P., Haglund, M.M., 2022. Construct validity of the Surgical Autonomy Program for the training of neurosurgical residents. *Neurosurg. Focus* 53, E8.
- Ledwos, N., Mirchi, N., Yilmaz, R., Winkler-Schwartz, A., Sawani, A., Fazlollahi, A.M., Bissonnette, V., Bajunaid, K., Sabbagh, A.J., Del Maestro, R.F., 2022. Assessment of learning curves on a simulated neurosurgical task using metrics selected by artificial intelligence. *J. Neurosurg.* 1–12.
- Rethans, J.J., Norcini, J.J., Baron-Maldonado, M., Blackmore, D., Jolly, B.C., LaDuca, T., Lew, S., Page, G.G., Southgate, L.H., 2002. The relationship between competence and performance: implications for assessing practice performance. *Med. Educ.* 36, 901–909.
- Sachdeva, A.K., 2020. Acquiring and maintaining lifelong expertise in surgery. *Surgery* 167, 787–792.
- Schaverien, M.V., 2010. Development of expertise in surgical training. *J. Surg. Educ.* 67, 37–43.
- Selden, N.R., Abosch, A., Byrne, R.W., Harbaugh, R.E., Krauss, W.E., Mapstone, T.B., Sagher, O., Zipfel, G.J., Derstine, P.L., Edgar, L., 2013. Neurological surgery milestones. *J. Grad Med Educ* 5, 24–35.
- Titov, O., Bykanov, A., Pitskhelauri, D., 2023. Neurosurgical skills analysis by machine learning models: systematic review. *Neurosurg. Rev.* 46, 121.
- Turk, T., Elhady, M.T., Rashed, S., Abdelhalek, M., Nasef, S.A., Khallaf, A.M., Mohammed, A.T., Attia, A.W., Adhikari, P., Amin, M.A., Hirayama, K., Huy, N.T., 2018. Quality of reporting web-based and non-web-based survey studies: what authors, reviewers and consumers should consider. *PLoS One* 13, e0194239.
- U. Nations.**
- Weller, M., van den Bent, M., Preusser, M., Le Rhun, E., Tonn, J.C., Minniti, G., Bendszus, M., Balana, C., Chinot, O., Dirven, L., French, P., Hegi, M.E., Jakola, A.S., Platten, M., Roth, P., Ruda, R., Short, S., Smits, M., Taphoorn, M.J.B., von Deimling, A., Westphal, M., Soffietti, R., Reifenberger, G., Wick, W., 2021. EANO guidelines on the diagnosis and treatment of diffuse gliomas of adulthood. *Nat. Rev. Clin. Oncol.* 18, 170–186.
- Winkler-Schwartz, A., Yilmaz, R., Mirchi, N., Bissonnette, V., Ledwos, N., Siyar, S., Azarnoush, H., Karlik, B., Del Maestro, R., 2019. Machine learning Identification of surgical and operative factors associated with surgical expertise in virtual reality simulation. *JAMA Netw. Open* 2, e198363.