Physics Letters B 749 (2015) 187–209

Contents lists available at ScienceDirect

Physics Letters B

www.elsevier.com/locate/physletb

Measurement of the Z boson differential cross section in transverse momentum and rapidity in proton–proton collisions at 8 TeV

CMS Collaboration *

CERN, Switzerland

ARTICLE INFO

Article history:
Received 14 April 2015
Received in revised form 10 July 2015
Accepted 26 July 2015
Available online 29 July 2015
Editor: M. Doser

Keywords:
CMS
Physics
Z boson differential cross section

ABSTRACT

We present a measurement of the Z boson differential cross section in rapidity and transverse momentum using a data sample of pp collision events at a centre-of-mass energy $\sqrt{s} = 8$ TeV, corresponding to an integrated luminosity of 19.7 fb^{-1}. The Z boson is identified via its decay to a pair of muons. The measurement provides a precision test of quantum chromodynamics over a large region of phase space. In addition, due to the small experimental uncertainties in the measurement the data has the potential to constrain the gluon parton distribution function in the kinematic regime important for Higgs boson production via gluon fusion. The results agree with the next-to-next-to-leading-order predictions computed with the FEWZ program. The results are also compared to the commonly used leading-order MADGRAPH and next-to-leading-order POWHEG generators.

© 2015 CERN for the benefit of the CMS Collaboration. Published by Elsevier B.V. This is an open access article under the CC BY license (http://creativecommons.org/licenses/by/4.0/). Funded by SCOAP[3].

1. Introduction

The production of lepton pairs in proton–proton collisions is dominated by the Drell–Yan (DY) process, i.e. the production of an intermediate γ^*/Z boson by the incoming partons. Measurements of the cross sections as a function of the mass of the intermediate boson (hereafter referred to as the 'Z boson'), rapidity, and transverse momentum provide a very sensitive test of quantum chromodynamics (QCD). Precise measurement of the differential cross section also allows comparisons to calculations employing different parton distribution functions (PDF) and underlying theoretical models. Finally, the understanding of DY lepton pair production is important in the study of several physics processes, such as diboson and $t\bar{t}$ production, as well as in searches for new resonances decaying to dileptons in models of physics beyond the standard model. Differential measurements of Z boson production at the LHC have already been performed [1–8].

In this Letter we present the first measurement of the DY cross section at a centre-of-mass energy of 8 TeV for dimuon pairs in the vicinity of the Z boson peak, doubly differential in the transverse momentum q_T and in the rapidity y of the Z boson. The analysis uses the data sample of pp collisions collected with the CMS detector at the LHC in 2012, corresponding to an integrated luminosity of 19.7 fb^{-1}. We present the absolute fiducial cross section and the fiducial cross section normalised to the inclusive fiducial cross section. The measurement probes the production of Z bosons up to high transverse momenta, $q_T \sim 100$ GeV, a kinematic regime where the production is dominated by gluon–quark fusion. The precision of this measurement leads to experimental uncertainties smaller than or similar to the uncertainties of the gluon PDF in the kinematic region that is relevant to the production of the Higgs boson via the gluon fusion mechanism. Using the Z boson production process to constrain the gluon PDF [9] in the future would be complementary to other processes such as direct photon production [10] and top-quark pair production [11] that constrain the gluon PDF in this regime. Moreover, several of the experimental systematic uncertainties in the DY measurement are uncorrelated with these other processes. The latter have more complex topologies and thus have complementary and potentially larger systematic uncertainties.

2. The CMS detector

A more detailed description of the CMS detector, together with a definition of the coordinate system and the relevant kinematic variables, can be found in Ref. [12]. The central feature of the CMS apparatus is a superconducting solenoid of 6 m internal diameter, providing a magnetic field of 3.8 T. Within the solenoid volume are a silicon pixel and strip tracker, a lead tungsten crystal electromagnetic calorimeter (ECAL), and a brass/scintillator hadron calorimeter (HCAL), each composed of a barrel and two endcap sections. Muons are measured in gas-ionisation detectors embedded in the steel flux-return yoke outside the solenoid. Extensive forward

* *E-mail address:* cms-publication-committee-chair@cern.ch.

http://dx.doi.org/10.1016/j.physletb.2015.07.065
0370-2693/© 2015 CERN for the benefit of the CMS Collaboration. Published by Elsevier B.V. This is an open access article under the CC BY license (http://creativecommons.org/licenses/by/4.0/). Funded by SCOAP[3].

calorimetry complements the coverage provided by the barrel and endcap detectors. Muons are measured in the pseudorapidity range $|\eta| < 2.4$, with detection planes made using three technologies: drift tubes, cathode strip chambers, and resistive-plate chambers. Matching muons to tracks measured in the silicon tracker results in a relative p_T resolution of 1.3–2.0% in the barrel and better than 6% in the endcaps, for muons with $20 < p_T < 100$ GeV. The p_T resolution in the barrel is better than 10% for muons with p_T up to 1 TeV [13]. The particle-flow event reconstruction [14,15] is used in this analysis. It works by reconstructing and identifying each particle with an optimised combination of all subdetector information. The energy of photons is directly obtained from the ECAL measurement, corrected for zero-suppression effects. The energy of electrons is determined from a combination of the track momentum at the main interaction vertex, the corresponding ECAL cluster energy, and the energy sum of all bremsstrahlung photons. The energy of muons is obtained from the corresponding track momentum. The energy of charged hadrons is determined from a combination of the track momentum and the corresponding ECAL and HCAL energies, corrected for zero-suppression effects, and calibrated for the nonlinear response of the calorimeters. Finally, the energy of neutral hadrons is obtained from the corresponding calibrated ECAL and HCAL energies. The first level of the CMS trigger system, composed of custom hardware processors, uses information from the calorimeters and muon detectors to select the most interesting events in a fixed time interval of less than 4 μs. The high-level trigger processor farm further decreases the event rate from around 100 kHz to around 400 Hz before data storage.

3. Simulation

The signal process is simulated using the leading-order (LO) MadGraph 1.3.30 [16] generator with 0–4 additional jets, interfaced with pythia [17] v6.4.24 with the Z2* tune [18]. The matching between matrix element calculation and parton shower is performed with the k_T-MLM algorithm [19]. Multiple-parton interactions are accounted for via pythia. The LO CTEQ6L1 [20] PDF set is used for the generation. As a cross-check, a second signal sample is simulated using the next-to-leading-order (NLO) powheg [21–24] generator interfaced with pythia. For this generation the NLO CT10 [25] PDF set is used.

The backgrounds are generated with MadGraph (W + jets, $t\bar{t}$, $\tau\tau$), powheg (single top quark [26,27]), and pythia (dibosons, WW, WZ, ZZ). The inclusive cross sections of DY, W + jets [28], and $t\bar{t}$ [29] processes are normalised to next-to-next-to-leading-order (NNLO) predictions. In addition, for the single top quark a higher-order (approximate NNLO [30]) inclusive cross section is used. The generated events are passed through a detector simulation based on Geant4 [31]. The simulated processes are overlaid with minimum bias collisions in order to reproduce the distribution of the number of additional proton–proton interactions per bunch crossing (pileup) present in data.

In addition, for comparison with the final result the double differential cross section is computed with fewz 3.1.b2 [32] at NNLO. The electroweak corrections are computed at NLO and initial-state photon radiation and photon-induced processes are included in the generation. The computation is done for each q_T bin separately. The factorisation and renormalisation scales are chosen as $\sqrt{M_Z^2 + q_T^2}$, where M_Z is the mass of the Z boson and q_T is the value of the lower edge of the corresponding bin in q_T. For the computation the NNLO NNPDF23 PDF set with radiative corrections [33] is used.

4. Event selection

An isolated single-muon trigger is used with a threshold of $p_T > 24$ GeV and a requirement of $|\eta| < 2.1$. The standard CMS baseline offline muon selection [13] is applied. It requires that the muon candidate is reconstructed both in the muon detectors and in the inner tracker, with $\chi^2/n_{dof} < 10$ for the track fit. In addition, requirements are placed on the minimum number of pixel and tracker layers that are hit and on detailed matching criteria between the trajectories reconstructed in the inner tracker and the muon system. The distance between the muon candidate trajectory and the primary vertex is required to be smaller than 2 mm in the transverse plane and smaller than 5 mm in the longitudinal direction. The vertex with the highest sum of p_T^2 of associated tracks is selected as the primary vertex. The leading reconstructed muon in p_T is required to be the one selected by the trigger. In order to be within the trigger acceptance, the leading muon is selected with $p_T > 25$ GeV and $|\eta| < 2.1$. The second muon is required to have $p_T > 10$ GeV and $|\eta| < 2.4$. The relative isolation is defined to be the scalar sum of the transverse momenta of charged hadrons, neutral hadrons, and photons in a cone of $\Delta R = \sqrt{(\Delta\eta)^2 + (\Delta\phi)^2} < 0.4$ around the muon direction, divided by p_T. After correction for pileup, the value of the relative isolation is required to be less than 0.12 (0.5) for the leading (second) muon. A pair of oppositely charged muons is required to have an invariant mass $M(\mu\mu)$ between 81 and 101 GeV. In the rare case of ambiguity among several reconstructed muons, the muon pair with the invariant mass closest to the Z boson mass is selected. The absolute rapidity $|y|$ of the muon pair must be less than 2.

Scale factors are applied to account for known differences between data and simulation. The efficiencies for the tracking, the trigger, the muon isolation and identification are determined via a "tag-and-probe" method [34]. The tracking efficiency is measured in bins of η. The trigger efficiency is measured in bins of muon p_T and η for positive and negative muons separately. The identification efficiency is measured in bins of p_T and η. In particular phase space regions, especially for higher q_T, the second muon can often point opposite to the Z boson in the azimuthal plane. In that direction, the hadronic activity from the recoil of the Z boson is enhanced. Thus the second muon is often less isolated than the leading muon and the isolation depends on the event kinematics. For that reason, the requirement for the isolation of the second muon is looser than the requirement for the leading muon, and the efficiency is measured in variables reflecting the second muon direction with respect to the Z boson. Three variables for the second muon are chosen to measure this effect on the efficiency in data: the transverse momentum of the dimuon system q_T, the cosine of the polar angle $\cos\theta^*$ and the azimuthal angle ϕ^*. The two angles are measured in the Z boson rest frame, where the z axis is the Z boson flight direction. For $\cos(\theta^*) = -1$ the leptons are more likely to be close to the hadronic recoil. The azimuthal angle is chosen to be zero for the proton closest to the z axis in this frame. The isolation efficiency for the leading muon is measured in bins of p_T and η. These efficiencies are measured in data and simulation, and scale factors are applied to the simulation to account for differences with respect to the data.

The backgrounds are small relative to the signal (at the percent level or smaller) and can be divided into two categories: those where the leptons come from Z boson decays and those where the leptons stem from other sources. The backgrounds from $t\bar{t}$, $\tau\tau$, WW, tW, and W + jets are estimated from specific data samples. Backgrounds typically have two prompt leptons, although not necessarily of the same lepton flavor: flavor universality is used for the background estimation. The estimation consists of two steps. First, the oppositely charged mixed lepton $e\mu$ yields are measured

in both data and MC. Then the ratio of the yields in data and simulation in this data sample (eμ channel) is used to normalise the simulation in the muon channel. The eμ-channel selection uses the same trigger as the final sample, thus the same trigger efficiency scale factor is used. In addition, the tracking, the identification, and the isolation efficiency scale factors for the leading muon are applied. Electrons are selected if they have $p_T(e) > 20$ GeV and $|\eta(e)| < 2.1$, which is similar to the fiducial regions of the muon selection. No data-to-simulation correction factors are applied to the electron identification since the effect on the final results is negligible. In order to enhance the statistical precision, the invariant mass range of the eμ pairs is increased to [60, 120] GeV. Within the uncertainties, no significant trend in q_T and $|y|$ is observed in the ratio of the eμ yields in data and simulation, and a constant scale factor of 0.987 ± 0.008 is used. The WZ and ZZ backgrounds, which include a true $Z \to \mu\mu$ decay, are taken from simulation.

5. Measured observables and granularity

The reconstructed and background-corrected double differential distribution in q_T and $|y|$ is unfolded to pre-final-state radiation (FSR) lepton kinematics. The unfolding is performed to the kinematic region $81 \leq M(\mu\mu) < 101$ GeV and within the kinematic selection of the leading (second) muon, $p_T > 25(10)$ GeV and $|\eta| < 2.1\,(2.4)$. The unfolding is done using an iterative unfolding technique [35] implemented in the RooUnfold package [36]. The bins in q_T are [0, 20], [20, 40], [40, 60], [60, 80], [80, 100], [100, 120], [120, 140], [140, 170], [170, 200], [200, 1000]. In $|y|$ a constant bin width of 0.4 is used and the binning ends at 2.

MadGraph is used as simulation input to the unfolding. The unfolding is validated by treating the simulated powheg signal sample as data. The unfolded powheg distribution is found to be compatible with the distribution at the generator level within unfolding uncertainty.

6. Systematic uncertainties

The sources of systematic uncertainty are ordered by their average size starting with the largest one. The full covariance matrix is computed for both the normalised and the absolute cross section.

- Luminosity uncertainty:
  The uncertainty in the measurement of the integrated luminosity is 2.6% [37].
- Tracking, muon trigger, isolation, and identification efficiency correction factors:
  A potential bias in the measurement of the efficiencies with the tag-and-probe technique is estimated by varying the most sensitive components: the background in simulation is removed and doubled; the signal is parametrised with the sum of two Voigtian functions instead of the sum of a Crystal Ball and a Gaussian function; the efficiencies are parametrised only in η but with finer bins; and, only tags with a single available probe are selected for the measurement instead of all possible pairs. For each contribution a 100% correlation is assumed in the covariance matrix. The effect of statistical uncertainties in the measured data-to-simulation scale factors is estimated by their variation within the uncertainties in a series of pseudo-experiments. Combining the effects extracted from these variations, the systematic uncertainties are typically between 1% and 1.6%, depending on the bin, and increase with q_T.
- Pileup uncertainty:
  The cross section of minimum bias events is varied by $\pm 5\%$ and the impact of the pileup multiplicity in the simulation on the measurement is used as correlated uncertainty for all bins. This uncertainty is at maximum around 0.5% and is negligible compared to the leading uncertainties.
- Statistical uncertainties of the simulation:
  The uncertainty due to the limited number of events in simulation is estimated via pseudo-experiments by varying the response matrix and the efficiency within the statistical uncertainties.
- FSR:
  The simulation is reweighted to reflect the difference between a soft-collinear approach and the exact $O(\alpha)$ result, similar to what was done in Ref. [34]. It also reflects effects from higher-order contributions. The difference between the measurements with and without the reweighting is assigned as an uncertainty and is assumed to be fully correlated for the covariance matrix.
- Backgrounds:
  - $t\bar{t}$, tW, WW, W + jets, and $\tau\tau$ backgrounds:
    A 10% uncertainty is assigned to the scale factor derived in the eμ method. This accounts for the statistical uncertainty of the scale factor and for the uncertainties in the lepton efficiencies. For the covariance matrix full correlation is assumed.
  - WZ and ZZ backgrounds:
    The diboson backgrounds that include a Z boson are determined from simulation. The cross sections are varied by 50% to estimate the systematic uncertainty. While the inclusive cross sections have been measured to agree reasonably well [38–40], we assign conservatively 50% to account for the fact that we use the q_T and $|y|$ shapes from LO calculations.
- Muon momentum resolution:
  The muon momentum resolution is measured in data and simulation, and corresponding corrections are applied. The covariance accounting for the statistical uncertainty of the muon momentum correction measurements is calculated via pseudo-experiments. In addition, an uncertainty is assigned to take into account possible correlated offsets.
- Z boson polarisation:
  The lepton angular distribution of the Drell–Yan process can be described at LO through the coefficients, A_0–A_4 [41]. However, inaccuracies in the way this is modelled in the simulation can affect the result of the unfolding. The angular coefficients A_0–A_4 are inferred in bins of q_T and $|y|$ in [42] for both data and simulation we use. For each parameter A_i the simulation is independently reweighted to correspond to the data as measured in [42]. In case the difference in A_i is smaller than the typical theoretical uncertainty of 10% [43] A_i is varied by 10%. The full difference between the default polarisation and the changed polarisation is assigned as systematic uncertainty. Full correlation is assumed between the bins.
- q_T and y shapes:
  The dependence of the results on the q_T and y shapes of the simulation is studied by repeating the analysis using powheg as the signal sample. The results obtained using MadGraph or powheg for the unfolding are compatible with each other within the statistical uncertainties. In addition, the MadGraph simulation is weighted in fine bins in q_T and y to match the background-corrected data. The effect on the result using the reweighted simulation for the unfolding is much smaller than the uncertainties assigned to the limited statistics of simulation and is neglected.

The contributions of the uncertainties to the normalised cross section measurement are presented in Fig. 1. The systematic uncer-

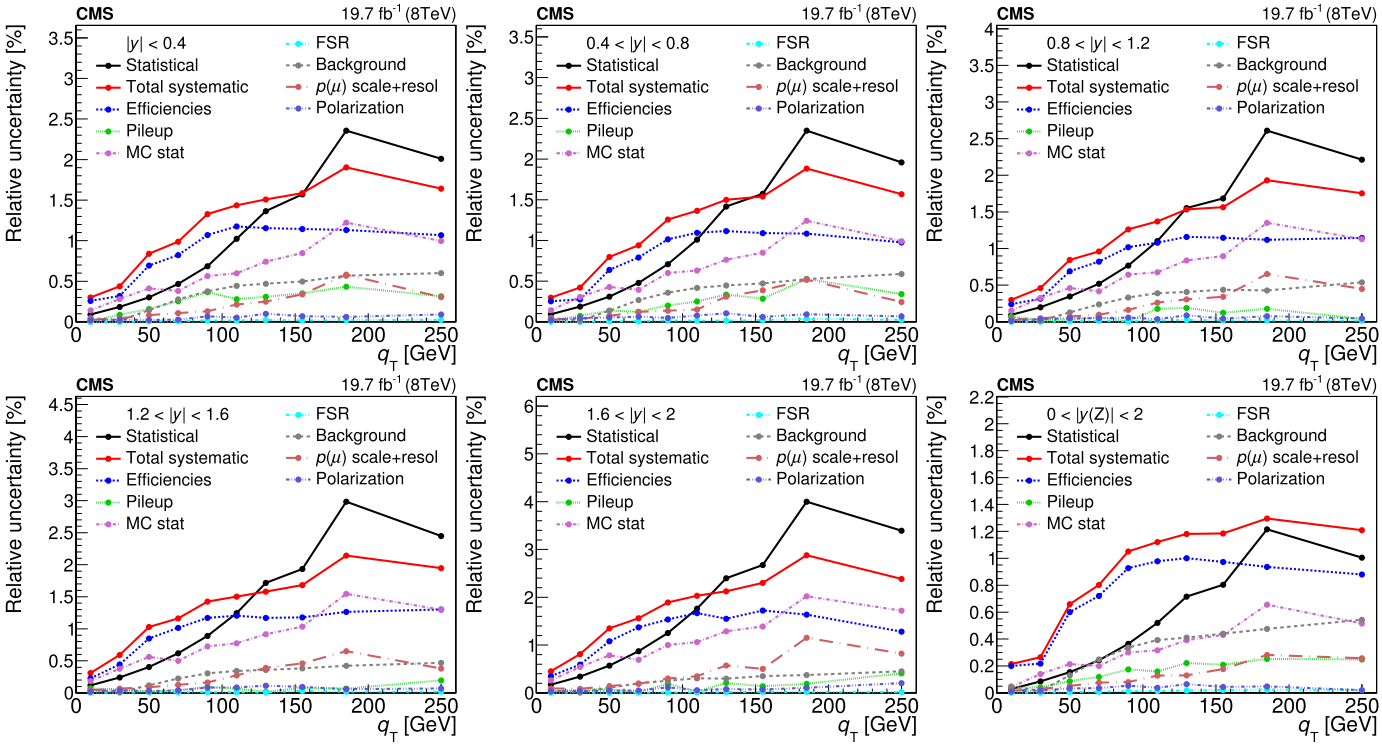

Fig. 1. Relative uncertainties in percent of the normalised fiducial cross section measurement. Each plot shows the q_T dependence in the indicated ranges of $|y|$.

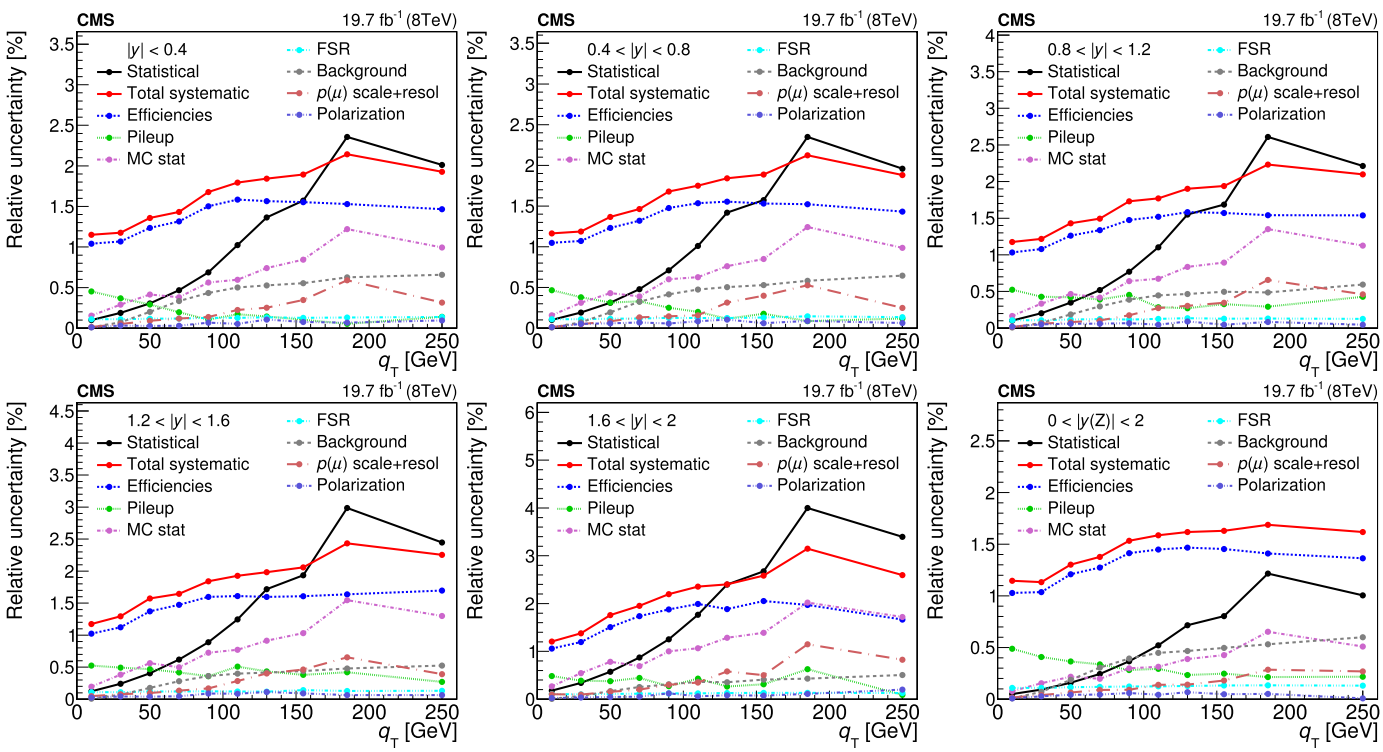

Fig. 2. Relative uncertainties in percent of the absolute fiducial cross section measurement. The 2.6% uncertainty in the luminosity is not included. Each plot shows the q_T dependence in the indicated ranges of $|y|$.

tainty is dominated by the uncertainty in the efficiency correction. In the highest bins of q_T the measurement is dominated by the statistical uncertainties. The uncertainty contributions to the absolute cross section measurement are presented in Fig. 2.

7. Results

The double differential cross section normalised to the inclusive cross section for Z bosons decaying to muons is presented

Table 1
Measured double differential fiducial cross section normalised to the inclusive fiducial cross section in units of GeV^{-1}.

q_T [GeV]	$0 \le \lvert y\rvert < 0.4$			$0.4 \le \lvert y\rvert < 0.8$			$0.8 \le \lvert y\rvert < 1.2$			$1.2 \le \lvert y\rvert < 1.6$			$1.6 \le \lvert y\rvert < 2$		
	$d^2\sigma/\sigma_{inc}$	δ_{stat} [%]	δ_{syst} [%]	$d^2\sigma/\sigma_{inc}$	δ_{stat} [%]	δ_{syst} [%]	$d^2\sigma/\sigma_{inc}$	δ_{stat} [%]	δ_{syst} [%]	$d^2\sigma/\sigma_{inc}$	δ_{stat} [%]	δ_{syst} [%]	$d^2\sigma/\sigma_{inc}$	δ_{stat} [%]	δ_{syst} [%]
[0, 20]	2.10×10^{-2}	0.09	0.30	2.10×10^{-2}	0.09	0.30	1.96×10^{-2}	0.10	0.30	1.47×10^{-2}	0.12	0.31	7.88×10^{-3}	0.17	0.45
[20, 40]	6.20×10^{-3}	0.18	0.44	6.08×10^{-3}	0.19	0.42	5.50×10^{-3}	0.20	0.46	4.11×10^{-3}	0.24	0.59	2.17×10^{-3}	0.34	0.81
[40, 60]	2.28×10^{-3}	0.30	0.84	2.22×10^{-3}	0.31	0.80	1.99×10^{-3}	0.35	0.85	1.53×10^{-3}	0.40	1.03	8.11×10^{-4}	0.57	1.35
[60, 80]	9.79×10^{-4}	0.47	0.99	9.48×10^{-4}	0.48	0.94	8.85×10^{-4}	0.52	0.96	6.82×10^{-4}	0.62	1.16	3.75×10^{-4}	0.87	1.56
[80, 100]	4.73×10^{-4}	0.69	1.33	4.56×10^{-4}	0.71	1.26	4.23×10^{-4}	0.77	1.26	3.42×10^{-4}	0.89	1.43	1.92×10^{-4}	1.25	1.89
[100, 120]	2.33×10^{-4}	1.02	1.44	2.34×10^{-4}	1.01	1.36	2.19×10^{-4}	1.10	1.37	1.80×10^{-4}	1.25	1.50	1.01×10^{-4}	1.76	2.03
[120, 140]	1.31×10^{-4}	1.37	1.51	1.24×10^{-4}	1.42	1.50	1.15×10^{-4}	1.55	1.53	1.01×10^{-4}	1.72	1.58	6.03×10^{-5}	2.40	2.13
[140, 170]	6.42×10^{-5}	1.57	1.59	6.34×10^{-5}	1.57	1.54	6.05×10^{-5}	1.68	1.56	5.13×10^{-5}	1.93	1.68	3.00×10^{-5}	2.67	2.30
[170, 200]	2.88×10^{-5}	2.36	1.91	2.93×10^{-5}	2.35	1.88	2.90×10^{-5}	2.61	1.93	2.40×10^{-5}	2.98	2.14	1.49×10^{-5}	4.00	2.88
[200, 1000]	1.31×10^{-6}	2.01	1.64	1.30×10^{-6}	1.96	1.57	1.17×10^{-6}	2.21	1.75	9.90×10^{-7}	2.45	1.95	5.54×10^{-7}	3.39	2.39

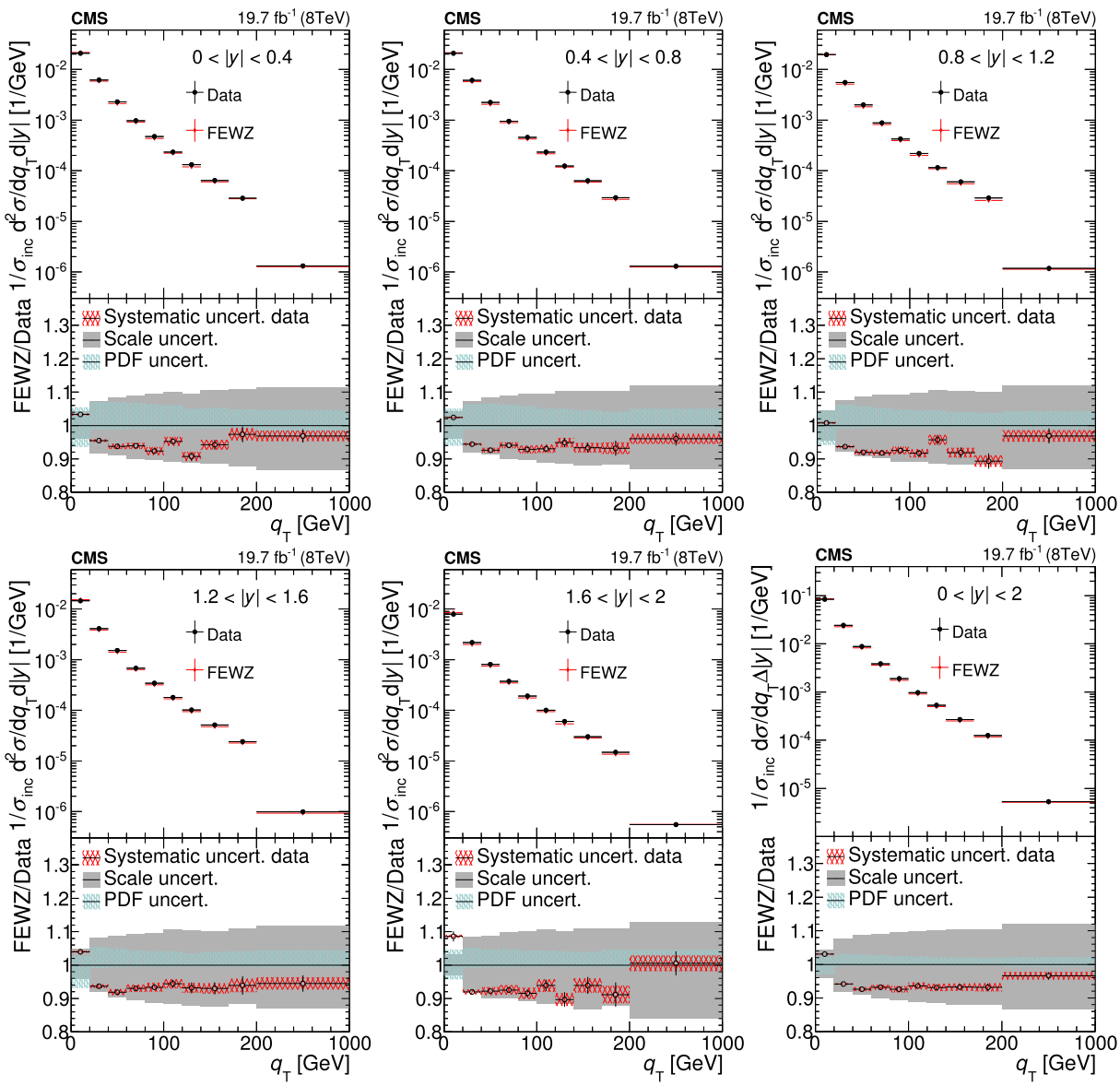

Fig. 3. The measured fiducial Z boson differential cross section, normalised to the inclusive fiducial cross section compared to the NNLO prediction of FEWZ. The first five plots show the q_T dependence in the five bins of $|y|$ and the last plot shows the q_T dependence integrated over $|y|$. The NNLO NNPDF23 PDF set with radiative corrections is used for the generation. We include data in q_T up to 1 TeV, but have shortened the bin for presentation purposes.

in Table 1. A comparison of the measurement with the NNLO FEWZ computation is shown in Fig. 3, where the first five plots show the q_T dependence in the five bins in $|y|$ and the last plot shows the q_T dependence integrated over $|y|$. In the bottom panels the ratio of the FEWZ prediction to data is shown. The vertical error bars represent the statistical uncertainties of data and sim-

Table 2
Measured absolute double differential fiducial cross section in units of pb/GeV.

q_T [GeV]	$0 \le \lvert y\rvert < 0.4$			$0.4 \le \lvert y\rvert < 0.8$			$0.8 \le \lvert y\rvert < 1.2$			$1.2 \le \lvert y\rvert < 1.6$			$1.6 \le \lvert y\rvert < 2$		
	$d^2\sigma$	δ_{stat} [%]	δ_{syst} [%]	$d^2\sigma$	δ_{stat} [%]	δ_{syst} [%]	$d^2\sigma$	δ_{stat} [%]	δ_{syst} [%]	$d^2\sigma$	δ_{stat} [%]	δ_{syst} [%]	$d^2\sigma$	δ_{stat} [%]	δ_{syst} [%]
[0, 20]	9.87	0.10	2.84	9.86	0.10	2.85	9.20	0.10	2.85	6.89	0.12	2.85	3.71	0.18	2.87
[20, 40]	2.92	0.19	2.85	2.86	0.19	2.86	2.59	0.20	2.87	1.93	0.24	2.90	1.02	0.34	2.94
[40, 60]	1.07	0.30	2.93	1.05	0.31	2.94	9.35×10^{-1}	0.35	2.97	7.19×10^{-1}	0.41	3.04	3.82×10^{-1}	0.57	3.14
[60, 80]	4.61×10^{-1}	0.47	2.97	4.46×10^{-1}	0.48	2.98	4.16×10^{-1}	0.52	3.00	3.21×10^{-1}	0.62	3.08	1.77×10^{-1}	0.87	3.25
[80, 100]	2.23×10^{-1}	0.69	3.09	2.15×10^{-1}	0.71	3.09	1.99×10^{-1}	0.77	3.12	1.61×10^{-1}	0.89	3.19	9.05×10^{-2}	1.25	3.40
[100, 120]	1.10×10^{-1}	1.02	3.16	1.10×10^{-1}	1.01	3.13	1.03×10^{-1}	1.10	3.15	8.46×10^{-2}	1.25	3.24	4.74×10^{-2}	1.76	3.51
[120, 140]	6.18×10^{-2}	1.36	3.19	5.81×10^{-2}	1.42	3.19	5.41×10^{-2}	1.55	3.22	4.76×10^{-2}	1.72	3.27	2.84×10^{-2}	2.40	3.54
[140, 170]	3.02×10^{-2}	1.57	3.22	2.98×10^{-2}	1.57	3.21	2.84×10^{-2}	1.69	3.24	2.41×10^{-2}	1.93	3.32	1.41×10^{-2}	2.67	3.67
[170, 200]	1.36×10^{-2}	2.36	3.37	1.38×10^{-2}	2.35	3.36	1.36×10^{-2}	2.61	3.43	1.13×10^{-2}	2.99	3.56	7.00×10^{-3}	4.00	4.08
[200, 1000]	6.18×10^{-4}	2.01	3.24	6.12×10^{-4}	1.96	3.21	5.52×10^{-4}	2.21	3.34	4.66×10^{-4}	2.45	3.44	2.60×10^{-4}	3.40	3.67

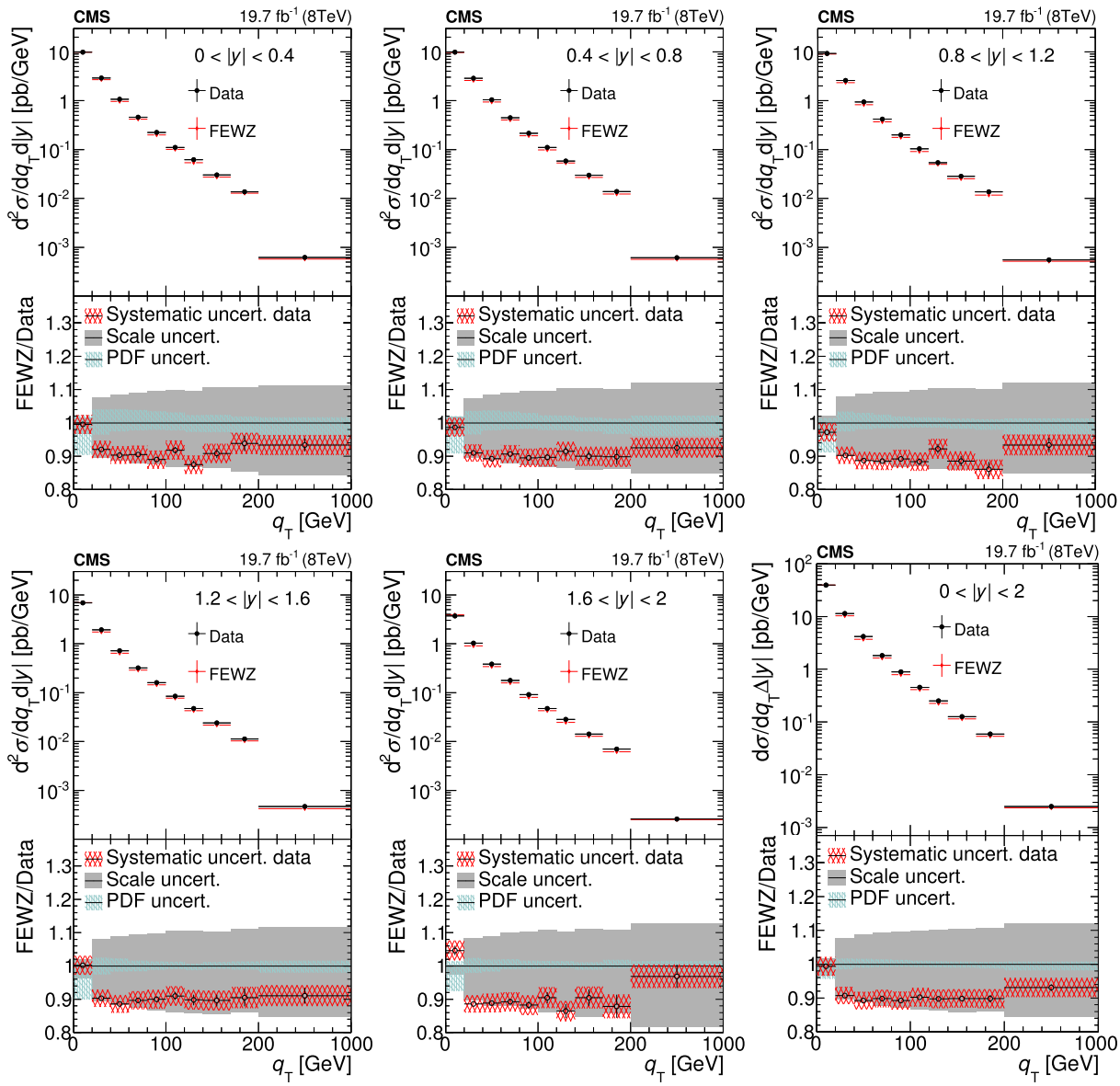

Fig. 4. The measured absolute fiducial Z boson differential cross section compared to the NNLO prediction of FEWZ. The first five plots show the q_T dependence in the five bins of $|y|$ and the last plot shows the q_T dependence integrated over $|y|$. We include data in q_T up to 1 TeV, but have shortened the bin for presentation purposes.

ulation. The red-hatched bands drawn at the points represent the systematic uncertainties of the measurement only. The scale uncertainties are indicated by the grey-shaded areas and the PDF uncertainties by the light-hatched bands. The scale uncertainties are estimated from the envelope of the following combinations of variations of the factorisation μ_F and the renormalisation μ_R scales: $(2\mu_F, 2\mu_R)$, $(0.5\mu_F, 0.5\mu_R)$, $(2\mu_F, \mu_R)$, $(\mu_F, 2\mu_R)$, $(0.5\mu_F, \mu_R)$, and $(\mu_F, 0.5\mu_R)$. The PDF uncertainties are evaluated as the en-

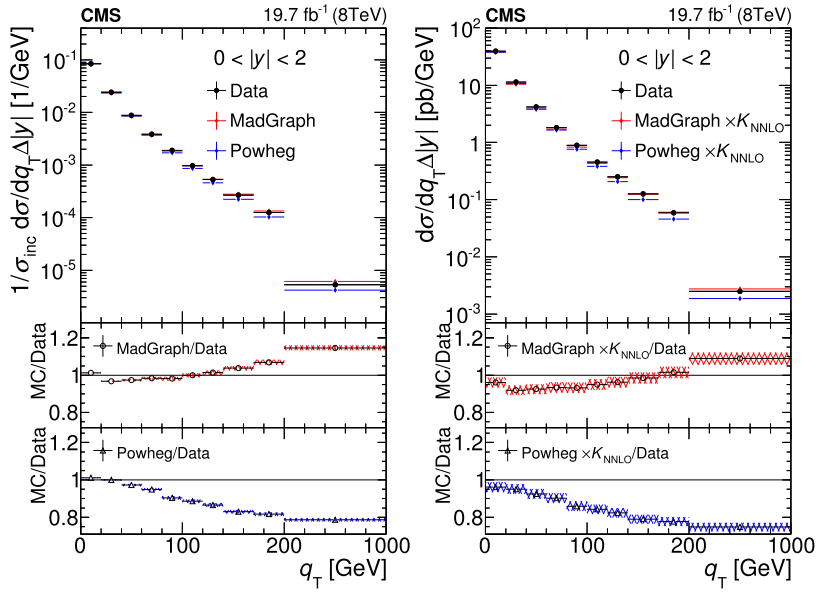

Fig. 5. Normalised (left) and absolute (right) fiducial Z boson cross section, as a function of q_T, compared to predictions from MadGraph (red symbols) and powheg (blue symbols). MadGraph uses the LO CTEQ6L1 PDF set and powheg the NLO CT10 PDF set. The inclusive LO MadGraph and the inclusive NLO powheg cross sections are scaled to the inclusive NNLO cross section calculated with fewz by applying scale factors K^{FEWZ}_{NNLO}. (For interpretation of the references to color in this figure legend, the reader is referred to the web version of this article.)

velope of the uncertainties of the NNLO NNPDF23 and the NNLO CT10 [44] PDF sets. The scale uncertainty is about 4% for the lowest q_T bin. In the second q_T bin it is about 8% and increases up to about 14% in the highest q_T bin. The jump in the size of the scale uncertainty between the first and the second bins in q_T can be understood as a consequence of reducing the order of the calculation to NLO when the Z boson is produced in combination with a jet, which is the dominant process for $q_T > 20$ GeV. While the scale uncertainties are smaller at low q_T, the shape is not expected to match the data well since multiple soft gluon emissions are not modelled. At very high q_T QED corrections could reach a few percent [45,46].

The PDF uncertainties in the region $q_T > 20$ GeV range between +1% and −4%. The uncertainty is asymmetric because the inclusive cross section computed using the NNLO CT10 PDF set is about 2.5% larger than the one obtained using the NNLO NNPDF23 PDF set.

The NNLO fewz computation predicts the shape correctly, within scale uncertainties of order 6–12%, where the default scale has the general feature of underestimating the relative abundance of high-q_T (>20 GeV) events at the 7% level. The shape in $|y|$ is well described by fewz.

The absolute double differential cross section is presented in Table 2. The comparison with the NNLO computation of the fewz program is shown in Fig. 4. The scale uncertainties range from 10–16% for $q_T > 20$ GeV. The PDF uncertainties are of the order of 3% in the central rapidity region and decrease to about 1% in the forward region. The absolute cross section predicted by the NNLO program fewz agrees within the uncertainties with the measurement.

A comparison of the measurements with the MadGraph and the powheg generators is shown in Fig. 5. The statistical uncertainties are smaller than the symbol size. The hatched bands represent the systematic uncertainties of the measurement only. The two generators show opposite trends in q_T. The MadGraph generator overestimates the data in the highest q_T bins, whereas the powheg generator underestimates the data up to 20% in this region. Also shown are the absolute differential cross section predictions of MadGraph and powheg after normalising their inclusive cross sections to the NNLO cross section by K factors, which are independent of q_T and $|y|$.

8. Summary

For Z bosons decaying to muons the double differential Z boson fiducial cross section in q_T and $|y|$ has been measured in pp collisions at 8 TeV. The results are compared to the next-to-next-to-leading-order predictions computed with the fewz program and they agree within the scale uncertainties. Deviations from the data of up to 20% at high transverse momentum are observed in the MadGraph and powheg generators. The results are presented along with the full covariance matrix in order to enable their use in future fits of the PDF. The experimental uncertainties are significantly smaller than the current theoretical and PDF uncertainties.

Acknowledgements

We congratulate our colleagues in the CERN accelerator departments for the excellent performance of the LHC and thank the technical and administrative staffs at CERN and at other CMS institutes for their contributions to the success of the CMS effort. In addition, we gratefully acknowledge the computing centers and personnel of the Worldwide LHC Computing Grid for delivering so effectively the computing infrastructure essential to our analyses. Finally, we acknowledge the enduring support for the construction and operation of the LHC and the CMS detector provided by the following funding agencies: BMWFW and FWF (Austria); FNRS and FWO (Belgium); CNPq, CAPES, FAPERJ, and FAPESP (Brazil); MES (Bulgaria); CERN; CAS, MOST, and NSFC (China); COLCIENCIAS (Colombia); MSES and CSF (Croatia); RPF (Cyprus); MoER, ERC IUT and ERDF (Estonia); Academy of Finland, MEC, and HIP (Finland); CEA and CNRS/IN2P3 (France); BMBF, DFG, and HGF (Germany); GSRT (Greece); OTKA and NIH (Hungary); DAE and DST (India); IPM (Iran); SFI (Ireland); INFN (Italy); MSIP and NRF (Republic of Korea); LAS (Lithuania); MOE and UM (Malaysia); CINVESTAV, CONACYT, SEP, and UASLP-FAI (Mexico); MBIE (New Zealand); PAEC (Pakistan); MSHE and NSC (Poland); FCT (Portugal); JINR (Dubna); MON, RosAtom, RAS and RFBR (Russia); MESTD (Serbia); SEIDI and

CPAN (Spain); Swiss Funding Agencies (Switzerland); MST (Taipei); ThEPCenter, IPST, STAR and NSTDA (Thailand); TUBITAK and TAEK (Turkey); NASU and SFFR (Ukraine); STFC (United Kingdom); DOE and NSF (USA).

Individuals have received support from the Marie-Curie program and the European Research Council and EPLANET (European Union); the Leventis Foundation; the A.P. Sloan Foundation; the Alexander von Humboldt Foundation; the Belgian Federal Science Policy Office; the Fonds pour la Formation à la Recherche dans l'Industrie et dans l'Agriculture (FRIA-Belgium); the Agentschap voor Innovatie door Wetenschap en Technologie (IWT-Belgium); the Ministry of Education, Youth and Sports (MEYS) of the Czech Republic; the Council of Science and Industrial Research, India; the HOMING PLUS program of the Foundation for Polish Science, cofinanced from European Union, Regional Development Fund; the Compagnia di San Paolo (Torino); the Consorzio per la Fisica (Trieste); MIUR project 20108T4XTM (Italy); the Thalis and Aristeia programs cofinanced by EU-ESF and the Greek NSRF; and the National Priorities Research Program by Qatar National Research Fund.

References

[1] CMS Collaboration, Measurement of the rapidity and transverse momentum distributions of Z bosons in pp collisions at $\sqrt{s} = 7$ TeV, Phys. Rev. D 85 (2012) 032002, http://dx.doi.org/10.1103/PhysRevD.85.032002, arXiv:1110.4973.

[2] ATLAS Collaboration, Measurement of the transverse momentum distribution of Z/γ^* bosons in proton–proton collisions at $\sqrt{s} = 7$ TeV with the ATLAS detector, Phys. Lett. B 705 (2011) 415, http://dx.doi.org/10.1016/j.physletb.2011.10.018, arXiv:1107.2381.

[3] ATLAS Collaboration, Measurement of the Z/γ^* boson transverse momentum distribution in pp collisions at $\sqrt{s} = 7$ TeV with the ATLAS detector, J. High Energy Phys. 09 (2014) 145, http://dx.doi.org/10.1007/JHEP09(2014)145, arXiv:1406.3660.

[4] LHCb Collaboration, Measurement of the cross-section for $Z \to e^+e^-$ production in pp collisions at $\sqrt{s} = 7$ TeV, J. High Energy Phys. 02 (2013) 106, http://dx.doi.org/10.1007/JHEP02(2013)106, arXiv:1212.4620.

[5] LHCb Collaboration, Inclusive W and Z production in the forward region at $\sqrt{s} = 7$ TeV, J. High Energy Phys. 06 (2012) 058, http://dx.doi.org/10.1007/JHEP06(2012)058, arXiv:1204.1620.

[6] CMS Collaboration, Measurement of the differential and double-differential Drell–Yan cross sections in proton–proton collisions at $\sqrt{s} = 7$ TeV, J. High Energy Phys. 12 (2013) 030, http://dx.doi.org/10.1007/JHEP12(2013)030, arXiv:1310.7291.

[7] CMS Collaboration, Measurements of differential and double-differential Drell–Yan cross sections in proton–proton collisions at $\sqrt{s} = 8$ TeV, Eur. Phys. J. C 75 (2015) 147, http://dx.doi.org/10.1140/epjc/s10052-015-3364-2, arXiv:1412.1115.

[8] ATLAS Collaboration, Measurement of angular correlations in Drell–Yan lepton pairs to probe Z/γ^* boson transverse momentum at $\sqrt{s} = 7$ TeV with the ATLAS detector, Phys. Lett. B 720 (2013) 32, http://dx.doi.org/10.1016/j.physletb.2013.01.054, arXiv:1211.6899.

[9] S.A. Malik, G. Watt, Ratios of W and Z cross sections at large boson p_T as a constraint on PDFs and background to new physics, J. High Energy Phys. 02 (2014) 025, http://dx.doi.org/10.1007/JHEP02(2014)025, arXiv:1304.2424.

[10] D. d'Enterria, J. Rojo, Quantitative constraints on the gluon distribution function in the proton from collider isolated-photon data, Nucl. Phys. B 860 (2012) 311, http://dx.doi.org/10.1016/j.nuclphysb.2012.03.003, arXiv:1202.1762.

[11] M. Czakon, M.L. Mangano, A. Mitov, J. Rojo, Constraints on the gluon PDF from top quark pair production at hadron colliders, J. High Energy Phys. 07 (2013) 167, http://dx.doi.org/10.1007/JHEP07(2013)167, arXiv:1303.7215.

[12] CMS Collaboration, The CMS experiment at the CERN LHC, J. Instrum. 3 (2008) S08004, http://dx.doi.org/10.1088/1748-0221/3/08/S08004.

[13] CMS Collaboration, Performance of CMS muon reconstruction in pp collision events at $\sqrt{s} = 7$ TeV, J. Instrum. 7 (2012) P10002, http://dx.doi.org/10.1088/1748-0221/7/10/P10002, arXiv:1206.4071.

[14] CMS Collaboration, Particle-flow event reconstruction in CMS and performance for jets, taus, and E_T^{miss}, CMS Physics Analysis Summary CMS-PAS-PFT-09-001, 2009; http://cdsweb.cern.ch/record/1194487.

[15] CMS Collaboration, Commissioning of the particle-flow event reconstruction with the first LHC collisions recorded in the CMS detector, CMS Physics Analysis Summary CMS-PAS-PFT-10-001, 2010; http://cdsweb.cern.ch/record/1247373.

[16] J. Alwall, M. Herquet, F. Maltoni, O. Mattelaer, T. Stelzer, Madgraph 5: going beyond, J. High Energy Phys. 06 (2011) 128, http://dx.doi.org/10.1007/JHEP06(2011)128, arXiv:1106.0522.

[17] T. Sjostrand, S. Mrenna, P.Z. Skands, PYTHIA 6.4 physics and manual, J. High Energy Phys. 05 (2006) 026, http://dx.doi.org/10.1088/1126-6708/2006/05/026, arXiv:hep-ph/0603175.

[18] CMS Collaboration, Study of the underlying event at forward rapidity in pp collisions at $\sqrt{s} = 0.9$, 2.76, and 7 TeV, J. High Energy Phys. 04 (2013) 072, http://dx.doi.org/10.1007/JHEP04(2013)072, arXiv:1302.2394.

[19] J. Alwall, S. Höche, F. Krauss, N. Lavesson, L. Lönnblad, F. Maltoni, M.L. Mangano, M. Moretti, C.G. Papadopoulos, F. Piccinini, S. Schumann, M. Treccani, J. Winter, M. Worek, Comparative study of various algorithms for the merging of parton showers and matrix elements in hadronic collisions, Eur. Phys. J. C 53 (2008) 473, http://dx.doi.org/10.1140/epjc/s10052-007-0490-5, arXiv:0706.2569.

[20] J. Pumplin, D.R. Stump, J. Huston, H.-L. Lai, P. Nadolsky, W.-K. Tung, New generation of parton distributions with uncertainties from global QCD analysis, J. High Energy Phys. 07 (2002) 012, http://dx.doi.org/10.1088/1126-6708/2002/07/012, arXiv:hep-ph/0201195.

[21] P. Nason, A new method for combining NLO QCD with shower Monte Carlo algorithms, J. High Energy Phys. 11 (2004) 040, http://dx.doi.org/10.1088/1126-6708/2004/11/040, arXiv:hep-ph/0409146.

[22] S. Frixione, P. Nason, C. Oleari, Matching NLO QCD computations with parton shower simulations: the POWHEG method, J. High Energy Phys. 11 (2007) 070, http://dx.doi.org/10.1088/1126-6708/2007/11/070, arXiv:0709.2092.

[23] S. Alioli, P. Nason, C. Oleari, E. Re, A general framework for implementing NLO calculations in shower Monte Carlo programs: the POWHEG BOX, J. High Energy Phys. 06 (2010) 043, http://dx.doi.org/10.1007/JHEP06(2010)043, arXiv:1002.2581.

[24] S. Alioli, P. Nason, C. Oleari, E. Re, NLO vector-boson production matched with shower in POWHEG, J. High Energy Phys. 07 (2008) 060, http://dx.doi.org/10.1088/1126-6708/2008/07/060, arXiv:0805.4802.

[25] H.-L. Lai, M. Guzzi, J. Huston, Z. Li, P.M. Nadolsky, J. Pumplin, C.-P. Yuan, New parton distributions for collider physics, Phys. Rev. D 82 (2010) 074024, http://dx.doi.org/10.1103/PhysRevD.82.074024, arXiv:1007.2241.

[26] S. Alioli, P. Nason, C. Oleari, E. Re, NLO single-top production matched with shower in POWHEG: s- and t-channel contributions, J. High Energy Phys. 09 (2009) 111, http://dx.doi.org/10.1088/1126-6708/2009/09/111, arXiv:0907.4076;
http://dx.doi.org/10.1007/JHEP02(2010)011, Erratum.

[27] E. Re, Single-top W t-channel production matched with parton showers using the POWHEG method, Eur. Phys. J. C 71 (2011) 1547, http://dx.doi.org/10.1140/epjc/s10052-011-1547-z, arXiv:1009.2450.

[28] R. Gavin, Y. Li, F. Petriello, S. Quackenbush, FEWZ 2.0: a code for hadronic Z production at next-to-next-to-leading order, Comput. Phys. Commun. 182 (2011) 2388, http://dx.doi.org/10.1016/j.cpc.2011.06.008, arXiv:1011.3540.

[29] M. Czakon, P. Fiedler, A. Mitov, Total top-quark pair-production cross section at hadron colliders through $\mathcal{O}(\alpha_S^4)$, Phys. Rev. Lett. 110 (2013) 252004, http://dx.doi.org/10.1103/PhysRevLett.110.252004, arXiv:1303.6254.

[30] N. Kidonakis, Differential and total cross sections for top pair and single top production, in: XX Int. Workshop on Deep-Inelastic Scattering and Related Subjects, Bonn, Germany, 2012, p. 831, arXiv:1205.3453.

[31] S. Agostinelli, et al., GEANT4 Collaboration, GEANT4 – a simulation toolkit, Nucl. Instrum. Methods Phys. Res., Sect. A, Accel. Spectrom. Detect. Assoc. Equip. 506 (2003) 250, http://dx.doi.org/doi:10.1016/S0168-9002(03)01368-8.

[32] Y. Li, F. Petriello, Combining QCD and electroweak corrections to dilepton production in FEWZ, Phys. Rev. D 86 (2012) 094034, http://dx.doi.org/10.1103/PhysRevD.86.094034, arXiv:1208.5967.

[33] R.D. Ball, et al., NNPDF Collaboration, Parton distributions with QED corrections, Nucl. Phys. B 877 (2013) 290, http://dx.doi.org/10.1016/j.nuclphysb.2013.10.010.

[34] CMS Collaboration, Measurements of inclusive W and Z cross sections in pp collisions at $\sqrt{s} = 7$ TeV, J. High Energy Phys. 01 (2011) 080, http://dx.doi.org/10.1007/JHEP01(2011)080.

[35] G. D'Agostini, A multidimensional unfolding method based on Bayes' theorem, Nucl. Instrum. Methods Phys. Res., Sect. A, Accel. Spectrom. Detect. Assoc. Equip. 362 (1995) 487, http://dx.doi.org/10.1016/0168-9002(95)00274-X.

[36] T. Adye, Unfolding algorithms and tests using RooUnfold, in: Proceedings of the PHYSTAT 2011 Workshop on Statistical Issues Related to Discovery Claims in Search Experiments and Unfolding, CERN, Geneva, Switzerland, January 17–20, 2011, p. 313, arXiv:1105.1160.

[37] CMS Collaboration, CMS luminosity based on pixel cluster counting – summer 2013 update, CMS Physics Analysis Summary CMS-PAS-LUM-13-001, 2013; http://cdsweb.cern.ch/record/1598864.

[38] ATLAS Collaboration, Measurement of WZ production in proton–proton collisions at $\sqrt{s} = 7$ TeV with the ATLAS detector, Eur. Phys. J. C 72 (2012) 2173, http://dx.doi.org/10.1140/epjc/s10052-012-2173-0, arXiv:1208.1390.

[39] CMS Collaboration, Measurement of the pp $\to$ ZZ production cross section and constraints on anomalous triple gauge couplings in four-lepton final states at $\sqrt{s} = 8$ TeV, Phys. Lett. B 740 (2015) 250, http://dx.doi.org/10.1016/j.physletb.2014.11.059, arXiv:1406.0113.

[40] ATLAS Collaboration, Measurement of ZZ production in pp collisions at $\sqrt{s} = 7$ TeV and limits on anomalous ZZZ and ZZγ couplings with the ATLAS detector, J. High Energy Phys. 03 (2013) 128, http://dx.doi.org/10.1007/JHEP03(2013)128, arXiv:1211.6096.
[41] J.C. Collins, D.E. Soper, Angular distribution of dileptons in high-energy hadron collisions, Phys. Rev. D 16 (1977) 2219, http://dx.doi.org/10.1103/PhysRevD.16.2219.
[42] CMS Collaboration, Angular coefficients of Z bosons produced in pp collisions at $\sqrt{s} = 8$ TeV and decaying to $\mu^+\mu^-$ as a function of transverse momentum and rapidity, Phys. Lett. B (2015), arXiv:1504.03512, submitted for publication.
[43] Z. Bern, G. Diana, L.J. Dixon, F. Febres Cordero, D. Forde, T. Gleisberg, S. Höche, H. Ita, D.A. Kosower, D. Maître, K. Ozeren, Left-handed W bosons at the LHC, Phys. Rev. D 84 (2011) 034008, http://dx.doi.org/10.1103/PhysRevD.84.034008, arXiv:1103.5445.
[44] J. Gao, M. Guzzi, J. Huston, H.-L. Lai, Z. Li, P. Nadolsky, J. Pumplin, D. Stump, C.-P. Yuan, CT10 next-to-next-to-leading order global analysis of QCD, Phys. Rev. D 89 (2014) 033009, http://dx.doi.org/10.1103/PhysRevD.89.033009, arXiv:1302.6246.
[45] T. Becher, X. Garcia i Tormo, Electroweak Sudakov effects in W, Z and γ production at large transverse momentum, Phys. Rev. D 88 (2013) 013009, http://dx.doi.org/10.1103/PhysRevD.88.013009, arXiv:1305.4202.
[46] A. Denner, S. Dittmaier, T. Kasprzik, A. Muck, Electroweak corrections to dilepton + jet production at hadron colliders, J. High Energy Phys. 06 (2011) 069, http://dx.doi.org/10.1007/JHEP06(2011)069, arXiv:1103.0914.

CMS Collaboration

V. Khachatryan, A.M. Sirunyan, A. Tumasyan

Yerevan Physics Institute, Yerevan, Armenia

W. Adam, T. Bergauer, M. Dragicevic, J. Erö, M. Friedl, R. Frühwirth [1], V.M. Ghete, C. Hartl, N. Hörmann, J. Hrubec, M. Jeitler [1], W. Kiesenhofer, V. Knünz, M. Krammer [1], I. Krätschmer, D. Liko, I. Mikulec, D. Rabady [2], B. Rahbaran, H. Rohringer, R. Schöfbeck, J. Strauss, W. Treberer-Treberspurg, W. Waltenberger, C.-E. Wulz [1]

Institut für Hochenergiephysik der OeAW, Wien, Austria

V. Mossolov, N. Shumeiko, J. Suarez Gonzalez

National Centre for Particle and High Energy Physics, Minsk, Belarus

S. Alderweireldt, S. Bansal, T. Cornelis, E.A. De Wolf, X. Janssen, A. Knutsson, J. Lauwers, S. Luyckx, S. Ochesanu, R. Rougny, M. Van De Klundert, H. Van Haevermaet, P. Van Mechelen, N. Van Remortel, A. Van Spilbeeck

Universiteit Antwerpen, Antwerpen, Belgium

F. Blekman, S. Blyweert, J. D'Hondt, N. Daci, N. Heracleous, J. Keaveney, S. Lowette, M. Maes, A. Olbrechts, Q. Python, D. Strom, S. Tavernier, W. Van Doninck, P. Van Mulders, G.P. Van Onsem, I. Villella

Vrije Universiteit Brussel, Brussel, Belgium

C. Caillol, B. Clerbaux, G. De Lentdecker, D. Dobur, L. Favart, A.P.R. Gay, A. Grebenyuk, A. Léonard, A. Mohammadi, L. Perniè [2], A. Randle-conde, T. Reis, T. Seva, L. Thomas, C. Vander Velde, P. Vanlaer, J. Wang, F. Zenoni

Université Libre de Bruxelles, Bruxelles, Belgium

V. Adler, K. Beernaert, L. Benucci, A. Cimmino, S. Costantini, S. Crucy, A. Fagot, G. Garcia, J. Mccartin, A.A. Ocampo Rios, D. Poyraz, D. Ryckbosch, S. Salva Diblen, M. Sigamani, N. Strobbe, F. Thyssen, M. Tytgat, E. Yazgan, N. Zaganidis

Ghent University, Ghent, Belgium

S. Basegmez, C. Beluffi [3], G. Bruno, R. Castello, A. Caudron, L. Ceard, G.G. Da Silveira, C. Delaere, T. du Pree, D. Favart, L. Forthomme, A. Giammanco [4], J. Hollar, A. Jafari, P. Jez, M. Komm, V. Lemaitre, C. Nuttens, D. Pagano, L. Perrini, A. Pin, K. Piotrzkowski, A. Popov [5], L. Quertenmont, M. Selvaggi, M. Vidal Marono

Université Catholique de Louvain, Louvain-la-Neuve, Belgium

N. Beliy, T. Caebergs, E. Daubie, G.H. Hammad

Université de Mons, Mons, Belgium

W.L. Aldá Júnior, G.A. Alves, L. Brito, M. Correa Martins Junior, T. Dos Reis Martins, J. Molina, C. Mora Herrera, M.E. Pol, P. Rebello Teles

Centro Brasileiro de Pesquisas Fisicas, Rio de Janeiro, Brazil

E. Belchior Batista Das Chagas, W. Carvalho, J. Chinellato [6], A. Custódio, E.M. Da Costa, D. De Jesus Damiao, C. De Oliveira Martins, S. Fonseca De Souza, L.M. Huertas Guativa, H. Malbouisson, D. Matos Figueiredo, L. Mundim, H. Nogima, W.L. Prado Da Silva, J. Santaolalla, A. Santoro, A. Sznajder, E.J. Tonelli Manganote [6], A. Vilela Pereira

Universidade do Estado do Rio de Janeiro, Rio de Janeiro, Brazil

C.A. Bernardes [b], S. Dogra [a], T.R. Fernandez Perez Tomei [a], E.M. Gregores [b], P.G. Mercadante [b], S.F. Novaes [a], Sandra S. Padula [a]

[a] *Universidade Estadual Paulista, São Paulo, Brazil*
[b] *Universidade Federal do ABC, São Paulo, Brazil*

A. Aleksandrov, V. Genchev [2], R. Hadjiiska, P. Iaydjiev, A. Marinov, S. Piperov, M. Rodozov, S. Stoykova, G. Sultanov, M. Vutova

Institute for Nuclear Research and Nuclear Energy, Sofia, Bulgaria

A. Dimitrov, I. Glushkov, L. Litov, B. Pavlov, P. Petkov

University of Sofia, Sofia, Bulgaria

J.G. Bian, G.M. Chen, H.S. Chen, M. Chen, T. Cheng, R. Du, C.H. Jiang, R. Plestina [7], F. Romeo, J. Tao, Z. Wang

Institute of High Energy Physics, Beijing, China

C. Asawatangtrakuldee, Y. Ban, S. Liu, Y. Mao, S.J. Qian, D. Wang, Z. Xu, F. Zhang [8], L. Zhang, W. Zou

State Key Laboratory of Nuclear Physics and Technology, Peking University, Beijing, China

C. Avila, A. Cabrera, L.F. Chaparro Sierra, C. Florez, J.P. Gomez, B. Gomez Moreno, J.C. Sanabria

Universidad de Los Andes, Bogota, Colombia

N. Godinovic, D. Lelas, D. Polic, I. Puljak

University of Split, Faculty of Electrical Engineering, Mechanical Engineering and Naval Architecture, Split, Croatia

Z. Antunovic, M. Kovac

University of Split, Faculty of Science, Split, Croatia

V. Brigljevic, K. Kadija, J. Luetic, D. Mekterovic, L. Sudic

Institute Rudjer Boskovic, Zagreb, Croatia

A. Attikis, G. Mavromanolakis, J. Mousa, C. Nicolaou, F. Ptochos, P.A. Razis, H. Rykaczewski

University of Cyprus, Nicosia, Cyprus

M. Bodlak, M. Finger, M. Finger Jr. [9]

Charles University, Prague, Czech Republic

Y. Assran [10], A. Ellithi Kamel [11], M.A. Mahmoud [12], A. Radi [13,14]

Academy of Scientific Research and Technology of the Arab Republic of Egypt, Egyptian Network of High Energy Physics, Cairo, Egypt

M. Kadastik, M. Murumaa, M. Raidal, A. Tiko

National Institute of Chemical Physics and Biophysics, Tallinn, Estonia

P. Eerola, M. Voutilainen

Department of Physics, University of Helsinki, Helsinki, Finland

J. Härkönen, V. Karimäki, R. Kinnunen, T. Lampén, K. Lassila-Perini, S. Lehti, T. Lindén, P. Luukka, T. Mäenpää, T. Peltola, E. Tuominen, J. Tuominiemi, E. Tuovinen, L. Wendland

Helsinki Institute of Physics, Helsinki, Finland

J. Talvitie, T. Tuuva

Lappeenranta University of Technology, Lappeenranta, Finland

M. Besancon, F. Couderc, M. Dejardin, D. Denegri, B. Fabbro, J.L. Faure, C. Favaro, F. Ferri, S. Ganjour, A. Givernaud, P. Gras, G. Hamel de Monchenault, P. Jarry, E. Locci, J. Malcles, J. Rander, A. Rosowsky, M. Titov, A. Zghiche

DSM/IRFU, CEA/Saclay, Gif-sur-Yvette, France

S. Baffioni, F. Beaudette, P. Busson, E. Chapon, C. Charlot, T. Dahms, O. Davignon, L. Dobrzynski, N. Filipovic, A. Florent, R. Granier de Cassagnac, L. Mastrolorenzo, P. Miné, I.N. Naranjo, M. Nguyen, C. Ochando, G. Ortona, P. Paganini, S. Regnard, R. Salerno, J.B. Sauvan, Y. Sirois, C. Veelken, Y. Yilmaz, A. Zabi

Laboratoire Leprince-Ringuet, Ecole Polytechnique, IN2P3-CNRS, Palaiseau, France

J.-L. Agram [15], J. Andrea, A. Aubin, D. Bloch, J.-M. Brom, E.C. Chabert, N. Chanon, C. Collard, E. Conte [15], J.-C. Fontaine [15], D. Gelé, U. Goerlach, C. Goetzmann, A.-C. Le Bihan, K. Skovpen, P. Van Hove

Institut Pluridisciplinaire Hubert Curien, Université de Strasbourg, Université de Haute Alsace Mulhouse, CNRS/IN2P3, Strasbourg, France

S. Gadrat

Centre de Calcul de l'Institut National de Physique Nucleaire et de Physique des Particules, CNRS/IN2P3, Villeurbanne, France

S. Beauceron, N. Beaupere, C. Bernet [7], G. Boudoul [2], E. Bouvier, S. Brochet, C.A. Carrillo Montoya, J. Chasserat, R. Chierici, D. Contardo [2], B. Courbon, P. Depasse, H. El Mamouni, J. Fan, J. Fay, S. Gascon, M. Gouzevitch, B. Ille, T. Kurca, M. Lethuillier, L. Mirabito, A.L. Pequegnot, S. Perries, J.D. Ruiz Alvarez, D. Sabes, L. Sgandurra, V. Sordini, M. Vander Donckt, P. Verdier, S. Viret, H. Xiao

Université de Lyon, Université Claude Bernard Lyon 1, CNRS-IN2P3, Institut de Physique Nucléaire de Lyon, Villeurbanne, France

Z. Tsamalaidze [9]

Institute of High Energy Physics and Informatization, Tbilisi State University, Tbilisi, Georgia

C. Autermann, S. Beranek, M. Bontenackels, M. Edelhoff, L. Feld, A. Heister, K. Klein, M. Lipinski, A. Ostapchuk, M. Preuten, F. Raupach, J. Sammet, S. Schael, J.F. Schulte, H. Weber, B. Wittmer, V. Zhukov [5]

RWTH Aachen University, I. Physikalisches Institut, Aachen, Germany

M. Ata, M. Brodski, E. Dietz-Laursonn, D. Duchardt, M. Erdmann, R. Fischer, A. Güth, T. Hebbeker, C. Heidemann, K. Hoepfner, D. Klingebiel, S. Knutzen, P. Kreuzer, M. Merschmeyer, A. Meyer, P. Millet, M. Olschewski, K. Padeken, P. Papacz, H. Reithler, S.A. Schmitz, L. Sonnenschein, D. Teyssier, S. Thüer

RWTH Aachen University, III. Physikalisches Institut A, Aachen, Germany

V. Cherepanov, Y. Erdogan, G. Flügge, H. Geenen, M. Geisler, W. Haj Ahmad, F. Hoehle, B. Kargoll, T. Kress, Y. Kuessel, A. Künsken, J. Lingemann [2], A. Nowack, I.M. Nugent, C. Pistone, O. Pooth, A. Stahl

RWTH Aachen University, III. Physikalisches Institut B, Aachen, Germany

M. Aldaya Martin, I. Asin, N. Bartosik, J. Behr, U. Behrens, A.J. Bell, A. Bethani, K. Borras, A. Burgmeier, A. Cakir, L. Calligaris, A. Campbell, S. Choudhury, F. Costanza, C. Diez Pardos, G. Dolinska, S. Dooling, T. Dorland, G. Eckerlin, D. Eckstein, T. Eichhorn, G. Flucke, J. Garay Garcia, A. Geiser, A. Gizhko, P. Gunnellini, J. Hauk, M. Hempel [16], H. Jung, A. Kalogeropoulos, O. Karacheban [16], M. Kasemann, P. Katsas, J. Kieseler, C. Kleinwort, I. Korol, D. Krücker, W. Lange, J. Leonard, K. Lipka, A. Lobanov, W. Lohmann [16], B. Lutz, R. Mankel, I. Marfin [16], I.-A. Melzer-Pellmann, A.B. Meyer, G. Mittag, J. Mnich, A. Mussgiller, S. Naumann-Emme, A. Nayak, E. Ntomari, H. Perrey, D. Pitzl, R. Placakyte, A. Raspereza, P.M. Ribeiro Cipriano, B. Roland, E. Ron, M.Ö. Sahin, J. Salfeld-Nebgen, P. Saxena, T. Schoerner-Sadenius, M. Schröder, C. Seitz, S. Spannagel, A.D.R. Vargas Trevino, R. Walsh, C. Wissing

Deutsches Elektronen-Synchrotron, Hamburg, Germany

V. Blobel, M. Centis Vignali, A.R. Draeger, J. Erfle, E. Garutti, K. Goebel, M. Görner, J. Haller, M. Hoffmann, R.S. Höing, A. Junkes, H. Kirschenmann, R. Klanner, R. Kogler, T. Lapsien, T. Lenz, I. Marchesini, D. Marconi, D. Nowatschin, J. Ott, T. Peiffer, A. Perieanu, N. Pietsch, J. Poehlsen, T. Poehlsen, D. Rathjens, C. Sander, H. Schettler, P. Schleper, E. Schlieckau, A. Schmidt, M. Seidel, V. Sola, H. Stadie, G. Steinbrück, H. Tholen, D. Troendle, E. Usai, L. Vanelderen, A. Vanhoefer

University of Hamburg, Hamburg, Germany

M. Akbiyik, C. Barth, C. Baus, J. Berger, C. Böser, E. Butz, T. Chwalek, W. De Boer, A. Descroix, A. Dierlamm, M. Feindt, F. Frensch, M. Giffels, A. Gilbert, F. Hartmann [2], T. Hauth, U. Husemann, I. Katkov [5], A. Kornmayer [2], P. Lobelle Pardo, M.U. Mozer, T. Müller, Th. Müller, A. Nürnberg, G. Quast, K. Rabbertz, S. Röcker, H.J. Simonis, F.M. Stober, R. Ulrich, J. Wagner-Kuhr, S. Wayand, T. Weiler, C. Wöhrmann, R. Wolf

Institut für Experimentelle Kernphysik, Karlsruhe, Germany

G. Anagnostou, G. Daskalakis, T. Geralis, V.A. Giakoumopoulou, A. Kyriakis, D. Loukas, A. Markou, C. Markou, A. Psallidas, I. Topsis-Giotis

Institute of Nuclear and Particle Physics (INPP), NCSR Demokritos, Aghia Paraskevi, Greece

A. Agapitos, S. Kesisoglou, A. Panagiotou, N. Saoulidou, E. Stiliaris, E. Tziaferi

University of Athens, Athens, Greece

X. Aslanoglou, I. Evangelou, G. Flouris, C. Foudas, P. Kokkas, N. Manthos, I. Papadopoulos, E. Paradas, J. Strologas

University of Ioánnina, Ioánnina, Greece

G. Bencze, C. Hajdu, P. Hidas, D. Horvath [17], F. Sikler, V. Veszpremi, G. Vesztergombi [18], A.J. Zsigmond

Wigner Research Centre for Physics, Budapest, Hungary

N. Beni, S. Czellar, J. Karancsi [19], J. Molnar, J. Palinkas, Z. Szillasi

Institute of Nuclear Research ATOMKI, Debrecen, Hungary

A. Makovec, P. Raics, Z.L. Trocsanyi, B. Ujvari

University of Debrecen, Debrecen, Hungary

S.K. Swain

National Institute of Science Education and Research, Bhubaneswar, India

S.B. Beri, V. Bhatnagar, R. Gupta, U. Bhawandeep, A.K. Kalsi, M. Kaur, R. Kumar, M. Mittal, N. Nishu, J.B. Singh

Panjab University, Chandigarh, India

Ashok Kumar, Arun Kumar, S. Ahuja, A. Bhardwaj, B.C. Choudhary, A. Kumar, S. Malhotra, M. Naimuddin, K. Ranjan, V. Sharma

University of Delhi, Delhi, India

S. Banerjee, S. Bhattacharya, K. Chatterjee, S. Dutta, B. Gomber, Sa. Jain, Sh. Jain, R. Khurana, A. Modak, S. Mukherjee, D. Roy, S. Sarkar, M. Sharan

Saha Institute of Nuclear Physics, Kolkata, India

A. Abdulsalam, D. Dutta, V. Kumar, A.K. Mohanty [2], L.M. Pant, P. Shukla, A. Topkar

Bhabha Atomic Research Centre, Mumbai, India

T. Aziz, S. Banerjee, S. Bhowmik [20], R.M. Chatterjee, R.K. Dewanjee, S. Dugad, S. Ganguly, S. Ghosh, M. Guchait, A. Gurtu [21], G. Kole, S. Kumar, M. Maity [20], G. Majumder, K. Mazumdar, G.B. Mohanty, B. Parida, K. Sudhakar, N. Wickramage [22]

Tata Institute of Fundamental Research, Mumbai, India

S. Sharma

Indian Institute of Science Education and Research (IISER), Pune, India

H. Bakhshiansohi, H. Behnamian, S.M. Etesami [23], A. Fahim [24], R. Goldouzian, M. Khakzad, M. Mohammadi Najafabadi, M. Naseri, S. Paktinat Mehdiabadi, F. Rezaei Hosseinabadi, B. Safarzadeh [25], M. Zeinali

Institute for Research in Fundamental Sciences (IPM), Tehran, Iran

M. Felcini, M. Grunewald

University College Dublin, Dublin, Ireland

M. Abbrescia [a,b], C. Calabria [a,b], S.S. Chhibra [a,b], A. Colaleo [a], D. Creanza [a,c], L. Cristella [a,b], N. De Filippis [a,c], M. De Palma [a,b], L. Fiore [a], G. Iaselli [a,c], G. Maggi [a,c], M. Maggi [a], S. My [a,c], S. Nuzzo [a,b], A. Pompili [a,b], G. Pugliese [a,c], R. Radogna [a,b,2], G. Selvaggi [a,b], A. Sharma [a], L. Silvestris [a,2], R. Venditti [a,b], P. Verwilligen [a]

[a] *INFN Sezione di Bari, Bari, Italy*
[b] *Università di Bari, Bari, Italy*
[c] *Politecnico di Bari, Bari, Italy*

G. Abbiendi [a], C. Battilana, A.C. Benvenuti [a], D. Bonacorsi [a,b], S. Braibant-Giacomelli [a,b], L. Brigliadori [a,b], R. Campanini [a,b], P. Capiluppi [a,b], A. Castro [a,b], F.R. Cavallo [a], G. Codispoti [a,b], M. Cuffiani [a,b], G.M. Dallavalle [a], F. Fabbri [a], A. Fanfani [a,b], D. Fasanella [a,b], P. Giacomelli [a], C. Grandi [a], L. Guiducci [a,b], S. Marcellini [a], G. Masetti [a], A. Montanari [a], F.L. Navarria [a,b], A. Perrotta [a], A.M. Rossi [a,b], T. Rovelli [a,b], G.P. Siroli [a,b], N. Tosi [a,b], R. Travaglini [a,b]

[a] *INFN Sezione di Bologna, Bologna, Italy*
[b] *Università di Bologna, Bologna, Italy*

S. Albergo [a,b], G. Cappello [a], M. Chiorboli [a,b], S. Costa [a,b], F. Giordano [a,2], R. Potenza [a,b], A. Tricomi [a,b], C. Tuve [a,b]

[a] *INFN Sezione di Catania, Catania, Italy*
[b] *Università di Catania, Catania, Italy*
[c] *CSFNSM, Catania, Italy*

G. Barbagli [a], V. Ciulli [a,b], C. Civinini [a], R. D'Alessandro [a,b], E. Focardi [a,b], E. Gallo [a], S. Gonzi [a,b], V. Gori [a,b], P. Lenzi [a,b], M. Meschini [a], S. Paoletti [a], G. Sguazzoni [a], A. Tropiano [a,b]

[a] *INFN Sezione di Firenze, Firenze, Italy*
[b] *Università di Firenze, Firenze, Italy*

L. Benussi, S. Bianco, F. Fabbri, D. Piccolo

INFN Laboratori Nazionali di Frascati, Frascati, Italy

R. Ferretti [a,b], F. Ferro [a], M. Lo Vetere [a,b], E. Robutti [a], S. Tosi [a,b]

[a] *INFN Sezione di Genova, Genova, Italy*
[b] *Università di Genova, Genova, Italy*

M.E. Dinardo [a,b], S. Fiorendi [a,b], S. Gennai [a,2], R. Gerosa [a,b,2], A. Ghezzi [a,b], P. Govoni [a,b], M.T. Lucchini [a,b,2], S. Malvezzi [a], R.A. Manzoni [a,b], A. Martelli [a,b], B. Marzocchi [a,b,2], D. Menasce [a], L. Moroni [a], M. Paganoni [a,b], D. Pedrini [a], S. Ragazzi [a,b], N. Redaelli [a], T. Tabarelli de Fatis [a,b]

[a] *INFN Sezione di Milano-Bicocca, Milano, Italy*
[b] *Università di Milano-Bicocca, Milano, Italy*

S. Buontempo [a], N. Cavallo [a,c], S. Di Guida [a,d,2], F. Fabozzi [a,c], A.O.M. Iorio [a,b], L. Lista [a], S. Meola [a,d,2], M. Merola [a], P. Paolucci [a,2]

[a] *INFN Sezione di Napoli, Roma, Italy*
[b] *Università di Napoli 'Federico II', Roma, Italy*
[c] *Napoli, Italy, Università della Basilicata, Roma, Italy*
[d] *Potenza, Italy, Università G. Marconi, Roma, Italy*

P. Azzi [a], N. Bacchetta [a], D. Bisello [a,b], A. Branca [a,b], R. Carlin [a,b], P. Checchia [a], M. Dall'Osso [a,b], T. Dorigo [a], F. Gasparini [a,b], U. Gasparini [a,b], A. Gozzelino [a], M. Gulmini [a,26], K. Kanishchev [a,c], S. Lacaprara [a], M. Margoni [a,b], A.T. Meneguzzo [a,b], J. Pazzini [a,b], N. Pozzobon [a,b], P. Ronchese [a,b], F. Simonetto [a,b], E. Torassa [a], M. Tosi [a,b], P. Zotto [a,b], A. Zucchetta [a,b], G. Zumerle [a,b]

[a] *INFN Sezione di Padova, Trento, Italy*
[b] *Università di Padova, Trento, Italy*
[c] *Padova, Italy, Università di Trento, Trento, Italy*

M. Gabusi [a,b], A. Magnani [a], S.P. Ratti [a,b], V. Re [a], C. Riccardi [a,b], P. Salvini [a], I. Vai [a], P. Vitulo [a,b]

[a] *INFN Sezione di Pavia, Pavia, Italy*
[b] *Università di Pavia, Pavia, Italy*

M. Biasini [a,b], G.M. Bilei [a], D. Ciangottini [a,b,2], L. Fanò [a,b], P. Lariccia [a,b], G. Mantovani [a,b], M. Menichelli [a], A. Saha [a], A. Santocchia [a,b], A. Spiezia [a,b,2]

[a] *INFN Sezione di Perugia, Perugia, Italy*
[b] *Università di Perugia, Perugia, Italy*

K. Androsov [a,27], P. Azzurri [a], G. Bagliesi [a], J. Bernardini [a], T. Boccali [a], G. Broccolo [a,c], R. Castaldi [a], M.A. Ciocci [a,27], R. Dell'Orso [a], S. Donato [a,c,2], G. Fedi, F. Fiori [a,c], L. Foà [a,c], A. Giassi [a], M.T. Grippo [a,27], F. Ligabue [a,c], T. Lomtadze [a], L. Martini [a,b], A. Messineo [a,b], C.S. Moon [a,28], F. Palla [a], A. Rizzi [a,b], A. Savoy-Navarro [a,29], A.T. Serban [a], P. Spagnolo [a], P. Squillacioti [a,27], R. Tenchini [a], G. Tonelli [a,b], A. Venturi [a], P.G. Verdini [a], C. Vernieri [a,c]

[a] *INFN Sezione di Pisa, Pisa, Italy*
[b] *Università di Pisa, Pisa, Italy*
[c] *Scuola Normale Superiore di Pisa, Pisa, Italy*

L. Barone [a,b], F. Cavallari [a], G. D'imperio [a,b], D. Del Re [a,b], M. Diemoz [a], C. Jorda [a], E. Longo [a,b], F. Margaroli [a,b], P. Meridiani [a], F. Micheli [a,b,2], G. Organtini [a,b], R. Paramatti [a], S. Rahatlou [a,b], C. Rovelli [a], F. Santanastasio [a,b], L. Soffi [a,b], P. Traczyk [a,b,2]

[a] *INFN Sezione di Roma, Roma, Italy*
[b] *Università di Roma, Roma, Italy*

N. Amapane [a,b], R. Arcidiacono [a,c], S. Argiro [a,b], M. Arneodo [a,c], R. Bellan [a,b], C. Biino [a], N. Cartiglia [a], S. Casasso [a,b,2], M. Costa [a,b], R. Covarelli, A. Degano [a,b], G. Dellacasa [a], N. Demaria [a], L. Finco [a,b,2], C. Mariotti [a], S. Maselli [a], E. Migliore [a,b], V. Monaco [a,b], M. Musich [a], M.M. Obertino [a,c], L. Pacher [a,b],

N. Pastrone [a], M. Pelliccioni [a], G.L. Pinna Angioni [a,b], A. Romero [a,b], M. Ruspa [a,c], R. Sacchi [a,b], A. Solano [a,b], A. Staiano [a], U. Tamponi [a]

[a] INFN Sezione di Torino, Novara, Italy
[b] Università di Torino, Novara, Italy
[c] Torino, Italy, Università del Piemonte Orientale, Novara, Italy

S. Belforte [a], V. Candelise [a,b,2], M. Casarsa [a], F. Cossutti [a], G. Della Ricca [a,b], B. Gobbo [a], C. La Licata [a,b], M. Marone [a,b], A. Schizzi [a,b], T. Umer [a,b], A. Zanetti [a]

[a] INFN Sezione di Trieste, Trieste, Italy
[b] Università di Trieste, Trieste, Italy

S. Chang, A. Kropivnitskaya, S.K. Nam

Kangwon National University, Chunchon, Republic of Korea

D.H. Kim, G.N. Kim, M.S. Kim, D.J. Kong, S. Lee, Y.D. Oh, H. Park, A. Sakharov, D.C. Son

Kyungpook National University, Daegu, Republic of Korea

T.J. Kim, M.S. Ryu

Chonbuk National University, Jeonju, Republic of Korea

J.Y. Kim, D.H. Moon, S. Song

Chonnam National University, Institute for Universe and Elementary Particles, Kwangju, Republic of Korea

S. Choi, D. Gyun, B. Hong, M. Jo, H. Kim, Y. Kim, B. Lee, K.S. Lee, S.K. Park, Y. Roh

Korea University, Seoul, Republic of Korea

H.D. Yoo

Seoul National University, Seoul, Republic of Korea

M. Choi, J.H. Kim, I.C. Park, G. Ryu

University of Seoul, Seoul, Republic of Korea

Y. Choi, Y.K. Choi, J. Goh, D. Kim, E. Kwon, J. Lee, I. Yu

Sungkyunkwan University, Suwon, Republic of Korea

A. Juodagalvis

Vilnius University, Vilnius, Lithuania

J.R. Komaragiri, M.A.B. Md Ali [30], W.A.T. Wan Abdullah

National Centre for Particle Physics, Universiti Malaya, Kuala Lumpur, Malaysia

E. Casimiro Linares, H. Castilla-Valdez, E. De La Cruz-Burelo, I. Heredia-de La Cruz, A. Hernandez-Almada, R. Lopez-Fernandez, A. Sanchez-Hernandez

Centro de Investigacion y de Estudios Avanzados del IPN, Mexico City, Mexico

S. Carrillo Moreno, F. Vazquez Valencia

Universidad Iberoamericana, Mexico City, Mexico

I. Pedraza, H.A. Salazar Ibarguen

Benemerita Universidad Autonoma de Puebla, Puebla, Mexico

A. Morelos Pineda

Universidad Autónoma de San Luis Potosí, San Luis Potosí, Mexico

D. Krofcheck

University of Auckland, Auckland, New Zealand

P.H. Butler, S. Reucroft

University of Canterbury, Christchurch, New Zealand

A. Ahmad, M. Ahmad, Q. Hassan, H.R. Hoorani, W.A. Khan, T. Khurshid, M. Shoaib

National Centre for Physics, Quaid-I-Azam University, Islamabad, Pakistan

H. Bialkowska, M. Bluj, B. Boimska, T. Frueboes, M. Górski, M. Kazana, K. Nawrocki, K. Romanowska-Rybinska, M. Szleper, P. Zalewski

National Centre for Nuclear Research, Swierk, Poland

G. Brona, K. Bunkowski, M. Cwiok, W. Dominik, K. Doroba, A. Kalinowski, M. Konecki, J. Krolikowski, M. Misiura, M. Olszewski

Institute of Experimental Physics, Faculty of Physics, University of Warsaw, Warsaw, Poland

P. Bargassa, C. Beirão Da Cruz E Silva, A. Di Francesco, P. Faccioli, P.G. Ferreira Parracho, M. Gallinaro, L. Lloret Iglesias, F. Nguyen, J. Rodrigues Antunes, J. Seixas, O. Toldaiev, D. Vadruccio, J. Varela, P. Vischia

Laboratório de Instrumentação e Física Experimental de Partículas, Lisboa, Portugal

S. Afanasiev, P. Bunin, M. Gavrilenko, I. Golutvin, I. Gorbunov, A. Kamenev, V. Karjavin, V. Konoplyanikov, A. Lanev, A. Malakhov, V. Matveev [31], P. Moisenz, V. Palichik, V. Perelygin, S. Shmatov, N. Skatchkov, V. Smirnov, A. Zarubin

Joint Institute for Nuclear Research, Dubna, Russia

V. Golovtsov, Y. Ivanov, V. Kim [32], E. Kuznetsova, P. Levchenko, V. Murzin, V. Oreshkin, I. Smirnov, V. Sulimov, L. Uvarov, S. Vavilov, A. Vorobyev, An. Vorobyev

Petersburg Nuclear Physics Institute, Gatchina (St. Petersburg), Russia

Yu. Andreev, A. Dermenev, S. Gninenko, N. Golubev, M. Kirsanov, N. Krasnikov, A. Pashenkov, D. Tlisov, A. Toropin

Institute for Nuclear Research, Moscow, Russia

V. Epshteyn, V. Gavrilov, N. Lychkovskaya, V. Popov, I. Pozdnyakov, G. Safronov, S. Semenov, A. Spiridonov, V. Stolin, E. Vlasov, A. Zhokin

Institute for Theoretical and Experimental Physics, Moscow, Russia

V. Andreev, M. Azarkin [33], I. Dremin [33], M. Kirakosyan, A. Leonidov [33], G. Mesyats, S.V. Rusakov, A. Vinogradov

P.N. Lebedev Physical Institute, Moscow, Russia

A. Belyaev, E. Boos, M. Dubinin [34], L. Dudko, A. Ershov, A. Gribushin, V. Klyukhin, O. Kodolova, I. Lokhtin, S. Obraztsov, S. Petrushanko, V. Savrin, A. Snigirev

Skobeltsyn Institute of Nuclear Physics, Lomonosov Moscow State University, Moscow, Russia

I. Azhgirey, I. Bayshev, S. Bitioukov, V. Kachanov, A. Kalinin, D. Konstantinov, V. Krychkine, V. Petrov, R. Ryutin, A. Sobol, L. Tourtchanovitch, S. Troshin, N. Tyurin, A. Uzunian, A. Volkov

State Research Center of Russian Federation, Institute for High Energy Physics, Protvino, Russia

P. Adzic [35], M. Ekmedzic, J. Milosevic, V. Rekovic

University of Belgrade, Faculty of Physics and Vinca Institute of Nuclear Sciences, Belgrade, Serbia

J. Alcaraz Maestre, E. Calvo, M. Cerrada, M. Chamizo Llatas, N. Colino, B. De La Cruz, A. Delgado Peris, D. Domínguez Vázquez, A. Escalante Del Valle, C. Fernandez Bedoya, J.P. Fernández Ramos, J. Flix, M.C. Fouz, P. Garcia-Abia, O. Gonzalez Lopez, S. Goy Lopez, J.M. Hernandez, M.I. Josa, E. Navarro De Martino, A. Pérez-Calero Yzquierdo, J. Puerta Pelayo, A. Quintario Olmeda, I. Redondo, L. Romero, M.S. Soares

Centro de Investigaciones Energéticas Medioambientales y Tecnológicas (CIEMAT), Madrid, Spain

C. Albajar, J.F. de Trocóniz, M. Missiroli, D. Moran

Universidad Autónoma de Madrid, Madrid, Spain

H. Brun, J. Cuevas, J. Fernandez Menendez, S. Folgueras, I. Gonzalez Caballero, E. Palencia Cortezon, J.M. Vizan Garcia

Universidad de Oviedo, Oviedo, Spain

J.A. Brochero Cifuentes, I.J. Cabrillo, A. Calderon, J. Duarte Campderros, M. Fernandez, G. Gomez, A. Graziano, A. Lopez Virto, J. Marco, R. Marco, C. Martinez Rivero, F. Matorras, F.J. Munoz Sanchez, J. Piedra Gomez, T. Rodrigo, A.Y. Rodríguez-Marrero, A. Ruiz-Jimeno, L. Scodellaro, I. Vila, R. Vilar Cortabitarte

Instituto de Física de Cantabria (IFCA), CSIC – Universidad de Cantabria, Santander, Spain

D. Abbaneo, E. Auffray, G. Auzinger, M. Bachtis, P. Baillon, A.H. Ball, D. Barney, A. Benaglia, J. Bendavid, L. Benhabib, J.F. Benitez, G. Bianchi, P. Bloch, A. Bocci, A. Bonato, O. Bondu, C. Botta, H. Breuker, T. Camporesi, G. Cerminara, S. Colafranceschi [36], M. D'Alfonso, D. d'Enterria, A. Dabrowski, A. David, F. De Guio, A. De Roeck, S. De Visscher, E. Di Marco, M. Dobson, M. Dordevic, B. Dorney, N. Dupont-Sagorin, A. Elliott-Peisert, J. Eugster, G. Franzoni, W. Funk, D. Gigi, K. Gill, D. Giordano, M. Girone, F. Glege, R. Guida, S. Gundacker, M. Guthoff, J. Hammer, M. Hansen, P. Harris, J. Hegeman, V. Innocente, P. Janot, M.J. Kortelainen, K. Kousouris, K. Krajczar, P. Lecoq, C. Lourenço, N. Magini, L. Malgeri, M. Mannelli, J. Marrouche, L. Masetti, F. Meijers, S. Mersi, E. Meschi, F. Moortgat, S. Morovic, M. Mulders, S. Orfanelli, L. Orsini, L. Pape, E. Perez, A. Petrilli, G. Petrucciani, A. Pfeiffer, M. Pimiä, D. Piparo, M. Plagge, A. Racz, G. Rolandi [37], M. Rovere, H. Sakulin, C. Schäfer, C. Schwick, A. Sharma, P. Siegrist, P. Silva, M. Simon, P. Sphicas [38], D. Spiga, J. Steggemann, B. Stieger, M. Stoye, Y. Takahashi, D. Treille, A. Tsirou, G.I. Veres [18], N. Wardle, H.K. Wöhri, H. Wollny, W.D. Zeuner

CERN, European Organization for Nuclear Research, Geneva, Switzerland

W. Bertl, K. Deiters, W. Erdmann, R. Horisberger, Q. Ingram, H.C. Kaestli, D. Kotlinski, U. Langenegger, D. Renker, T. Rohe

Paul Scherrer Institut, Villigen, Switzerland

F. Bachmair, L. Bäni, L. Bianchini, M.A. Buchmann, B. Casal, G. Dissertori, M. Dittmar, M. Donegà, M. Dünser, P. Eller, C. Grab, D. Hits, J. Hoss, G. Kasieczka, W. Lustermann, B. Mangano, A.C. Marini, M. Marionneau, P. Martinez Ruiz del Arbol, M. Masciovecchio, D. Meister, N. Mohr, P. Musella, F. Nessi-Tedaldi, F. Pandolfi, F. Pauss, L. Perrozzi, M. Peruzzi, M. Quittnat, L. Rebane, M. Rossini, A. Starodumov [39], M. Takahashi, K. Theofilatos, R. Wallny, H.A. Weber

Institute for Particle Physics, ETH Zurich, Zurich, Switzerland

C. Amsler [40], M.F. Canelli, V. Chiochia, A. De Cosa, A. Hinzmann, T. Hreus, B. Kilminster, C. Lange, J. Ngadiuba, D. Pinna, P. Robmann, F.J. Ronga, S. Taroni, Y. Yang

Universität Zürich, Zurich, Switzerland

M. Cardaci, K.H. Chen, C. Ferro, C.M. Kuo, W. Lin, Y.J. Lu, R. Volpe, S.S. Yu

National Central University, Chung-Li, Taiwan

P. Chang, Y.H. Chang, Y. Chao, K.F. Chen, P.H. Chen, C. Dietz, U. Grundler, W.-S. Hou, Y.F. Liu, R.-S. Lu, M. Miñano Moya, E. Petrakou, J.f. Tsai, Y.M. Tzeng, R. Wilken

National Taiwan University (NTU), Taipei, Taiwan

B. Asavapibhop, G. Singh, N. Srimanobhas, N. Suwonjandee

Chulalongkorn University, Faculty of Science, Department of Physics, Bangkok, Thailand

A. Adiguzel, M.N. Bakirci [41], S. Cerci [42], C. Dozen, I. Dumanoglu, E. Eskut, S. Girgis, G. Gokbulut, Y. Guler, E. Gurpinar, I. Hos, E.E. Kangal [43], A. Kayis Topaksu, G. Onengut [44], K. Ozdemir [45], S. Ozturk [41], A. Polatoz, D. Sunar Cerci [42], B. Tali [42], H. Topakli [41], M. Vergili, C. Zorbilmez

Cukurova University, Adana, Turkey

I.V. Akin, B. Bilin, S. Bilmis, H. Gamsizkan [46], B. Isildak [47], G. Karapinar [48], K. Ocalan [49], S. Sekmen, U.E. Surat, M. Yalvac, M. Zeyrek

Middle East Technical University, Physics Department, Ankara, Turkey

E.A. Albayrak [50], E. Gülmez, M. Kaya [51], O. Kaya [52], T. Yetkin [53]

Bogazici University, Istanbul, Turkey

K. Cankocak, F.I. Vardarlı

Istanbul Technical University, Istanbul, Turkey

L. Levchuk, P. Sorokin

National Scientific Center, Kharkov Institute of Physics and Technology, Kharkov, Ukraine

J.J. Brooke, E. Clement, D. Cussans, H. Flacher, J. Goldstein, M. Grimes, G.P. Heath, H.F. Heath, J. Jacob, L. Kreczko, C. Lucas, Z. Meng, D.M. Newbold [54], S. Paramesvaran, A. Poll, T. Sakuma, S. Seif El Nasr-storey, S. Senkin, V.J. Smith

University of Bristol, Bristol, United Kingdom

K.W. Bell, A. Belyaev [55], C. Brew, R.M. Brown, D.J.A. Cockerill, J.A. Coughlan, K. Harder, S. Harper, E. Olaiya, D. Petyt, C.H. Shepherd-Themistocleous, A. Thea, I.R. Tomalin, T. Williams, W.J. Womersley, S.D. Worm

Rutherford Appleton Laboratory, Didcot, United Kingdom

M. Baber, R. Bainbridge, O. Buchmuller, D. Burton, D. Colling, N. Cripps, P. Dauncey, G. Davies, A. De Wit, M. Della Negra, P. Dunne, A. Elwood, W. Ferguson, J. Fulcher, D. Futyan, G. Hall, G. Iles, M. Jarvis, G. Karapostoli, M. Kenzie, R. Lane, R. Lucas [54], L. Lyons, A.-M. Magnan, S. Malik, B. Mathias, J. Nash, A. Nikitenko [39], J. Pela, M. Pesaresi, K. Petridis, D.M. Raymond, S. Rogerson, A. Rose, C. Seez, P. Sharp [†], A. Tapper, M. Vazquez Acosta, T. Virdee, S.C. Zenz

Imperial College, London, United Kingdom

J.E. Cole, P.R. Hobson, A. Khan, P. Kyberd, D. Leggat, D. Leslie, I.D. Reid, P. Symonds, L. Teodorescu, M. Turner

Brunel University, Uxbridge, United Kingdom

J. Dittmann, K. Hatakeyama, A. Kasmi, H. Liu, N. Pastika, T. Scarborough, Z. Wu

Baylor University, Waco, USA

O. Charaf, S.I. Cooper, C. Henderson, P. Rumerio

The University of Alabama, Tuscaloosa, USA

A. Avetisyan, T. Bose, C. Fantasia, P. Lawson, D. Rankin, C. Richardson, J. Rohlf, J. St. John, L. Sulak, D. Zou

Boston University, Boston, USA

J. Alimena, E. Berry, S. Bhattacharya, G. Christopher, D. Cutts, Z. Demiragli, N. Dhingra, A. Ferapontov, A. Garabedian, U. Heintz, E. Laird, G. Landsberg, Z. Mao, M. Narain, S. Sagir, T. Sinthuprasith, T. Speer, J. Swanson

Brown University, Providence, USA

R. Breedon, G. Breto, M. Calderon De La Barca Sanchez, S. Chauhan, M. Chertok, J. Conway, R. Conway, P.T. Cox, R. Erbacher, M. Gardner, W. Ko, R. Lander, M. Mulhearn, D. Pellett, J. Pilot, F. Ricci-Tam, S. Shalhout, J. Smith, M. Squires, D. Stolp, M. Tripathi, S. Wilbur, R. Yohay

University of California, Davis, Davis, USA

R. Cousins, P. Everaerts, C. Farrell, J. Hauser, M. Ignatenko, G. Rakness, E. Takasugi, V. Valuev, M. Weber

University of California, Los Angeles, USA

K. Burt, R. Clare, J. Ellison, J.W. Gary, G. Hanson, J. Heilman, M. Ivova Rikova, P. Jandir, E. Kennedy, F. Lacroix, O.R. Long, A. Luthra, M. Malberti, M. Olmedo Negrete, A. Shrinivas, S. Sumowidagdo, S. Wimpenny

University of California, Riverside, Riverside, USA

J.G. Branson, G.B. Cerati, S. Cittolin, R.T. D'Agnolo, A. Holzner, R. Kelley, D. Klein, J. Letts, I. Macneill, D. Olivito, S. Padhi, C. Palmer, M. Pieri, M. Sani, V. Sharma, S. Simon, M. Tadel, Y. Tu, A. Vartak, C. Welke, F. Würthwein, A. Yagil, G. Zevi Della Porta

University of California, San Diego, La Jolla, USA

D. Barge, J. Bradmiller-Feld, C. Campagnari, T. Danielson, A. Dishaw, V. Dutta, K. Flowers, M. Franco Sevilla, P. Geffert, C. George, F. Golf, L. Gouskos, J. Incandela, C. Justus, N. Mccoll, S.D. Mullin, J. Richman, D. Stuart, W. To, C. West, J. Yoo

University of California, Santa Barbara, Santa Barbara, USA

A. Apresyan, A. Bornheim, J. Bunn, Y. Chen, J. Duarte, A. Mott, H.B. Newman, C. Pena, M. Pierini, M. Spiropulu, J.R. Vlimant, R. Wilkinson, S. Xie, R.Y. Zhu

California Institute of Technology, Pasadena, USA

V. Azzolini, A. Calamba, B. Carlson, T. Ferguson, Y. Iiyama, M. Paulini, J. Russ, H. Vogel, I. Vorobiev

Carnegie Mellon University, Pittsburgh, USA

J.P. Cumalat, W.T. Ford, A. Gaz, M. Krohn, E. Luiggi Lopez, U. Nauenberg, J.G. Smith, K. Stenson, S.R. Wagner

University of Colorado at Boulder, Boulder, USA

J. Alexander, A. Chatterjee, J. Chaves, J. Chu, S. Dittmer, N. Eggert, N. Mirman, G. Nicolas Kaufman, J.R. Patterson, A. Ryd, E. Salvati, L. Skinnari, W. Sun, W.D. Teo, J. Thom, J. Thompson, J. Tucker, Y. Weng, L. Winstrom, P. Wittich

Cornell University, Ithaca, USA

D. Winn

Fairfield University, Fairfield, USA

S. Abdullin, M. Albrow, J. Anderson, G. Apollinari, L.A.T. Bauerdick, A. Beretvas, J. Berryhill, P.C. Bhat, G. Bolla, K. Burkett, J.N. Butler, H.W.K. Cheung, F. Chlebana, S. Cihangir, V.D. Elvira, I. Fisk, J. Freeman, E. Gottschalk, L. Gray, D. Green, S. Grünendahl, O. Gutsche, J. Hanlon, D. Hare, R.M. Harris, J. Hirschauer, B. Hooberman, S. Jindariani, M. Johnson, U. Joshi, B. Klima, B. Kreis, S. Kwan [†], J. Linacre, D. Lincoln, R. Lipton, T. Liu, R. Lopes De Sá, J. Lykken, K. Maeshima, J.M. Marraffino, V.I. Martinez Outschoorn, S. Maruyama, D. Mason, P. McBride, P. Merkel, K. Mishra, S. Mrenna, S. Nahn, C. Newman-Holmes, V. O'Dell, O. Prokofyev, E. Sexton-Kennedy, A. Soha, W.J. Spalding, L. Spiegel, L. Taylor, S. Tkaczyk, N.V. Tran, L. Uplegger, E.W. Vaandering, R. Vidal, A. Whitbeck, J. Whitmore, F. Yang

Fermi National Accelerator Laboratory, Batavia, USA

D. Acosta, P. Avery, P. Bortignon, D. Bourilkov, M. Carver, D. Curry, S. Das, M. De Gruttola, G.P. Di Giovanni, R.D. Field, M. Fisher, I.K. Furic, J. Hugon, J. Konigsberg, A. Korytov, T. Kypreos, J.F. Low, K. Matchev, H. Mei, P. Milenovic [56], G. Mitselmakher, L. Muniz, A. Rinkevicius, L. Shchutska, M. Snowball, D. Sperka, J. Yelton

University of Florida, Gainesville, USA

S. Hewamanage, S. Linn, P. Markowitz, G. Martinez, J.L. Rodriguez

Florida International University, Miami, USA

A. Ackert, J.R. Adams, T. Adams, A. Askew, J. Bochenek, B. Diamond, J. Haas, S. Hagopian, V. Hagopian, K.F. Johnson, H. Prosper, V. Veeraraghavan, M. Weinberg

Florida State University, Tallahassee, USA

M.M. Baarmand, M. Hohlmann, H. Kalakhety, F. Yumiceva

Florida Institute of Technology, Melbourne, USA

M.R. Adams, L. Apanasevich, D. Berry, R.R. Betts, I. Bucinskaite, R. Cavanaugh, O. Evdokimov, L. Gauthier, C.E. Gerber, D.J. Hofman, P. Kurt, C. O'Brien, I.D. Sandoval Gonzalez, C. Silkworth, P. Turner, N. Varelas, M. Zakaria

University of Illinois at Chicago (UIC), Chicago, USA

B. Bilki [57], W. Clarida, K. Dilsiz, M. Haytmyradov, V. Khristenko, J.-P. Merlo, H. Mermerkaya [58], A. Mestvirishvili, A. Moeller, J. Nachtman, H. Ogul, Y. Onel, F. Ozok [50], A. Penzo, R. Rahmat, S. Sen, P. Tan, E. Tiras, J. Wetzel, K. Yi

The University of Iowa, Iowa City, USA

I. Anderson, B.A. Barnett, B. Blumenfeld, S. Bolognesi, D. Fehling, A.V. Gritsan, P. Maksimovic, C. Martin, M. Swartz, M. Xiao

Johns Hopkins University, Baltimore, USA

P. Baringer, A. Bean, G. Benelli, C. Bruner, J. Gray, R.P. Kenny III, D. Majumder, M. Malek, M. Murray, D. Noonan, S. Sanders, J. Sekaric, R. Stringer, Q. Wang, J.S. Wood

The University of Kansas, Lawrence, USA

I. Chakaberia, A. Ivanov, K. Kaadze, S. Khalil, M. Makouski, Y. Maravin, L.K. Saini, N. Skhirtladze, I. Svintradze

Kansas State University, Manhattan, USA

J. Gronberg, D. Lange, F. Rebassoo, D. Wright

Lawrence Livermore National Laboratory, Livermore, USA

C. Anelli, A. Baden, A. Belloni, B. Calvert, S.C. Eno, J.A. Gomez, N.J. Hadley, S. Jabeen, R.G. Kellogg, T. Kolberg, Y. Lu, A.C. Mignerey, K. Pedro, Y.H. Shin, A. Skuja, M.B. Tonjes, S.C. Tonwar

University of Maryland, College Park, USA

A. Apyan, R. Barbieri, A. Baty, K. Bierwagen, S. Brandt, W. Busza, I.A. Cali, L. Di Matteo, G. Gomez Ceballos, M. Goncharov, D. Gulhan, M. Klute, Y.S. Lai, Y.-J. Lee, A. Levin, P.D. Luckey, X. Niu, C. Paus, D. Ralph, C. Roland, G. Roland, G.S.F. Stephans, K. Sumorok, D. Velicanu, J. Veverka, T.W. Wang, B. Wyslouch, M. Yang, M. Zanetti, V. Zhukova

Massachusetts Institute of Technology, Cambridge, USA

B. Dahmes, A. Gude, S.C. Kao, K. Klapoetke, Y. Kubota, J. Mans, S. Nourbakhsh, R. Rusack, A. Singovsky, N. Tambe, J. Turkewitz

University of Minnesota, Minneapolis, USA

J.G. Acosta, S. Oliveros

University of Mississippi, Oxford, USA

E. Avdeeva, K. Bloom, S. Bose, D.R. Claes, A. Dominguez, R. Gonzalez Suarez, J. Keller, D. Knowlton, I. Kravchenko, J. Lazo-Flores, F. Meier, F. Ratnikov, G.R. Snow, M. Zvada

University of Nebraska-Lincoln, Lincoln, USA

J. Dolen, A. Godshalk, I. Iashvili, A. Kharchilava, A. Kumar, S. Rappoccio

State University of New York at Buffalo, Buffalo, USA

G. Alverson, E. Barberis, D. Baumgartel, M. Chasco, A. Massironi, D.M. Morse, D. Nash, T. Orimoto, D. Trocino, R.-J. Wang, D. Wood, J. Zhang

Northeastern University, Boston, USA

K.A. Hahn, A. Kubik, N. Mucia, N. Odell, B. Pollack, A. Pozdnyakov, M. Schmitt, S. Stoynev, K. Sung, M. Trovato, M. Velasco, S. Won

Northwestern University, Evanston, USA

A. Brinkerhoff, K.M. Chan, A. Drozdetskiy, M. Hildreth, C. Jessop, D.J. Karmgard, N. Kellams, K. Lannon, S. Lynch, N. Marinelli, C. Mueller, Y. Musienko [31], T. Pearson, M. Planer, R. Ruchti, G. Smith, N. Valls, M. Wayne, M. Wolf, A. Woodard

University of Notre Dame, Notre Dame, USA

L. Antonelli, J. Brinson, B. Bylsma, L.S. Durkin, S. Flowers, A. Hart, C. Hill, R. Hughes, K. Kotov, T.Y. Ling, W. Luo, D. Puigh, M. Rodenburg, B.L. Winer, H. Wolfe, H.W. Wulsin

The Ohio State University, Columbus, USA

O. Driga, P. Elmer, J. Hardenbrook, P. Hebda, S.A. Koay, P. Lujan, D. Marlow, T. Medvedeva, M. Mooney, J. Olsen, P. Piroué, X. Quan, H. Saka, D. Stickland [2], C. Tully, J.S. Werner, A. Zuranski

Princeton University, Princeton, USA

E. Brownson, S. Malik, H. Mendez, J.E. Ramirez Vargas

University of Puerto Rico, Mayaguez, USA

V.E. Barnes, D. Benedetti, D. Bortoletto, L. Gutay, Z. Hu, M.K. Jha, M. Jones, K. Jung, M. Kress, N. Leonardo, D.H. Miller, N. Neumeister, F. Primavera, B.C. Radburn-Smith, X. Shi, I. Shipsey, D. Silvers, A. Svyatkovskiy, F. Wang, W. Xie, L. Xu, J. Zablocki

Purdue University, West Lafayette, USA

N. Parashar, J. Stupak

Purdue University Calumet, Hammond, USA

A. Adair, B. Akgun, K.M. Ecklund, F.J.M. Geurts, W. Li, B. Michlin, B.P. Padley, R. Redjimi, J. Roberts, J. Zabel

Rice University, Houston, USA

B. Betchart, A. Bodek, P. de Barbaro, R. Demina, Y. Eshaq, T. Ferbel, M. Galanti, A. Garcia-Bellido, P. Goldenzweig, J. Han, A. Harel, O. Hindrichs, A. Khukhunaishvili, S. Korjenevski, G. Petrillo, M. Verzetti, D. Vishnevskiy

University of Rochester, Rochester, USA

R. Ciesielski, L. Demortier, K. Goulianos, C. Mesropian

The Rockefeller University, New York, USA

S. Arora, A. Barker, J.P. Chou, C. Contreras-Campana, E. Contreras-Campana, D. Duggan, D. Ferencek, Y. Gershtein, R. Gray, E. Halkiadakis, D. Hidas, E. Hughes, S. Kaplan, R. Kunnawalkam Elayavalli, A. Lath, S. Panwalkar, M. Park, S. Salur, S. Schnetzer, D. Sheffield, S. Somalwar, R. Stone, S. Thomas, P. Thomassen, M. Walker

Rutgers, The State University of New Jersey, Piscataway, USA

K. Rose, S. Spanier, A. York

University of Tennessee, Knoxville, USA

O. Bouhali [59], A. Castaneda Hernandez, M. Dalchenko, M. De Mattia, S. Dildick, R. Eusebi, W. Flanagan, J. Gilmore, T. Kamon [60], V. Khotilovich, V. Krutelyov, R. Montalvo, I. Osipenkov, Y. Pakhotin, R. Patel, A. Perloff, J. Roe, A. Rose, A. Safonov, I. Suarez, A. Tatarinov, K.A. Ulmer

Texas A&M University, College Station, USA

N. Akchurin, C. Cowden, J. Damgov, C. Dragoiu, P.R. Dudero, J. Faulkner, K. Kovitanggoon, S. Kunori, S.W. Lee, T. Libeiro, I. Volobouev

Texas Tech University, Lubbock, USA

E. Appelt, A.G. Delannoy, S. Greene, A. Gurrola, W. Johns, C. Maguire, Y. Mao, A. Melo, M. Sharma, P. Sheldon, B. Snook, S. Tuo, J. Velkovska

Vanderbilt University, Nashville, USA

M.W. Arenton, S. Boutle, B. Cox, B. Francis, J. Goodell, R. Hirosky, A. Ledovskoy, H. Li, C. Lin, C. Neu, E. Wolfe, J. Wood

University of Virginia, Charlottesville, USA

C. Clarke, R. Harr, P.E. Karchin, C. Kottachchi Kankanamge Don, P. Lamichhane, J. Sturdy

Wayne State University, Detroit, USA

D.A. Belknap, D. Carlsmith, M. Cepeda, S. Dasu, L. Dodd, S. Duric, E. Friis, R. Hall-Wilton, M. Herndon, A. Hervé, P. Klabbers, A. Lanaro, C. Lazaridis, A. Levine, R. Loveless, A. Mohapatra, I. Ojalvo, T. Perry, G.A. Pierro, G. Polese, I. Ross, T. Sarangi, A. Savin, W.H. Smith, D. Taylor, C. Vuosalo, N. Woods

University of Wisconsin, Madison, USA

† Deceased.

[1] Also at Vienna University of Technology, Vienna, Austria.

[2] Also at CERN, European Organization for Nuclear Research, Geneva, Switzerland.

[3] Also at Institut Pluridisciplinaire Hubert Curien, Université de Strasbourg, Université de Haute Alsace Mulhouse, CNRS/IN2P3, Strasbourg, France.
[4] Also at National Institute of Chemical Physics and Biophysics, Tallinn, Estonia.
[5] Also at Skobeltsyn Institute of Nuclear Physics, Lomonosov Moscow State University, Moscow, Russia.
[6] Also at Universidade Estadual de Campinas, Campinas, Brazil.
[7] Also at Laboratoire Leprince-Ringuet, Ecole Polytechnique, IN2P3-CNRS, Palaiseau, France.
[8] Also at Université Libre de Bruxelles, Bruxelles, Belgium.
[9] Also at Joint Institute for Nuclear Research, Dubna, Russia.
[10] Also at Suez University, Suez, Egypt.
[11] Also at Cairo University, Cairo, Egypt.
[12] Also at Fayoum University, El-Fayoum, Egypt.
[13] Also at British University in Egypt, Cairo, Egypt.
[14] Now at Ain Shams University, Cairo, Egypt.
[15] Also at Université de Haute Alsace, Mulhouse, France.
[16] Also at Brandenburg University of Technology, Cottbus, Germany.
[17] Also at Institute of Nuclear Research ATOMKI, Debrecen, Hungary.
[18] Also at Eötvös Loránd University, Budapest, Hungary.
[19] Also at University of Debrecen, Debrecen, Hungary.
[20] Also at University of Visva-Bharati, Santiniketan, India.
[21] Now at King Abdulaziz University, Jeddah, Saudi Arabia.
[22] Also at University of Ruhuna, Matara, Sri Lanka.
[23] Also at Isfahan University of Technology, Isfahan, Iran.
[24] Also at University of Tehran, Department of Engineering Science, Tehran, Iran.
[25] Also at Plasma Physics Research Center, Science and Research Branch, Islamic Azad University, Tehran, Iran.
[26] Also at Laboratori Nazionali di Legnaro dell'INFN, Legnaro, Italy.
[27] Also at Università degli Studi di Siena, Siena, Italy.
[28] Also at Centre National de la Recherche Scientifique (CNRS) – IN2P3, Paris, France.
[29] Also at Purdue University, West Lafayette, USA.
[30] Also at International Islamic University of Malaysia, Kuala Lumpur, Malaysia.
[31] Also at Institute for Nuclear Research, Moscow, Russia.
[32] Also at St. Petersburg State Polytechnical University, St. Petersburg, Russia.
[33] Also at National Research Nuclear University 'Moscow Engineering Physics Institute' (MEPhI), Moscow, Russia.
[34] Also at California Institute of Technology, Pasadena, USA.
[35] Also at Faculty of Physics, University of Belgrade, Belgrade, Serbia.
[36] Also at Facoltà Ingegneria, Università di Roma, Roma, Italy.
[37] Also at Scuola Normale e Sezione dell'INFN, Pisa, Italy.
[38] Also at University of Athens, Athens, Greece.
[39] Also at Institute for Theoretical and Experimental Physics, Moscow, Russia.
[40] Also at Albert Einstein Center for Fundamental Physics, Bern, Switzerland.
[41] Also at Gaziosmanpasa University, Tokat, Turkey.
[42] Also at Adiyaman University, Adiyaman, Turkey.
[43] Also at Mersin University, Mersin, Turkey.
[44] Also at Cag University, Mersin, Turkey.
[45] Also at Piri Reis University, Istanbul, Turkey.
[46] Also at Anadolu University, Eskisehir, Turkey.
[47] Also at Ozyegin University, Istanbul, Turkey.
[48] Also at Izmir Institute of Technology, Izmir, Turkey.
[49] Also at Necmettin Erbakan University, Konya, Turkey.
[50] Also at Mimar Sinan University, Istanbul, Istanbul, Turkey.
[51] Also at Marmara University, Istanbul, Turkey.
[52] Also at Kafkas University, Kars, Turkey.
[53] Also at Yildiz Technical University, Istanbul, Turkey.
[54] Also at Rutherford Appleton Laboratory, Didcot, United Kingdom.
[55] Also at School of Physics and Astronomy, University of Southampton, Southampton, United Kingdom.
[56] Also at University of Belgrade, Faculty of Physics and Vinca Institute of Nuclear Sciences, Belgrade, Serbia.
[57] Also at Argonne National Laboratory, Argonne, USA.
[58] Also at Erzincan University, Erzincan, Turkey.
[59] Also at Texas A&M University at Qatar, Doha, Qatar.
[60] Also at Kyungpook National University, Daegu, South Korea.